

2 0 2 4

SYSTEM **3**

OFF-ROAD



TRACTION. STRENGTH. STYLE.

SYSTEM3OFFROAD.COM

OUR MISSION /

TRACTION. STRENGTH. STYLE.



We're like you; we ride off-road as often as possible. On top of that, our team of industry professionals has decades of experience in the off-road tire and wheel business. We understand the products and the vehicles. When engineering and manufacturing every System-3 tire and wheel, we stick to our system to prioritize the three fundamentals - traction, strength, style.

That's the System-3 Off-Road difference. We deliver cutting-edge products, engineered with careful attention to every detail. We focus on tread depth and angles, wheel offsets and fitment, high-performance traction and durability, manufactured sizes and weights, and unmatched style.

TRACTION

It's easy to think this is simply about tread patterns. But traction is much more than that. A tire's sidewall design, carcass flexibility, rubber compound and its durability, the tire width and its application on a wheel. All that impacts traction - and impacts our work every day.

STRENGTH

Tires need a balanced strength that delivers the right carcass durability with a weight that is performance-focused. The structural strength of a wheel and its ability to shoulder a load means a wheel's strength is about more than just durability. We engineer for strength in tires and wheels.

STYLE

Form and function are part of our work day to day. We know that's important to you as well, even if the tire and wheel is submerged in a mud hole.

TIRES /

ALL-NEW TIRE

RC500 / RC500S

ROCK CRAWLER

Our continued tire development evolution raises the bar for rock crawling and challenging terrains by delivering our most advanced tread to date.

Deep .65" - 1.0" inter-locking tread blocks and optimal void excels on the trails while the wider spaced, staggered tread blocks grip in the loose terrain.

RC500 features a standard trail compound and 10-ply carcass which utilizes a reinforced lower sidewall and heavier ply cord resulting in extreme durability. The new carcass maximizes ride quality and the trackability is unmatched on loose or hard pack terrains.

RC500S, the "S" or "sticky compound" features a combination of our proprietary soft tread compound and flexible 8-ply rated carcass which results in one of the best rock crawling tires on the market. The soft compound and carcass flotation set a new standard in slick surface traction.

Super deep rim guard protects wheel lips and helps avoid pinch flats at lower psi.



	RC500 SIZE	PLY RATING	TREAD DEPTH (in.)	MAX LOAD (lbs.) at 24 PSI	TIRE WEIGHT (lbs.)	SYSTEM 3 PART #	WPS PART #
NEW	27x10R-14	10	.65 - 1.00	910 LBS	38.8 LBS	S3-1330	3-1330
NEW	28x10R-14	10	.65 - 1.00	1,160 LBS	40.1 LBS	S3-1335	3-1335
NEW	30x10R-14	10	.65 - 1.00	1,210 LBS	42.5 LBS	S3-1350	3-1350
NEW	32x10R-14	10	.65 - 1.00	1,410 LBS	46.3 LBS	S3-1360	3-1360
NEW	32x10R-15	10	.65 - 1.00	1,370 LBS	46.3 LBS	S3-1365	3-1365
NEW	33x10R-15	10	.65 - 1.00	1,515 LBS	50.9 LBS	S3-1366	3-1366
NEW	35x10R-15	10	.65 - 1.00	1,710 LBS	58.0 LBS	S3-1368	3-1368
NEW	37x10R-15	10	.65 - 1.00	1,945 LBS	62.8 LBS	S3-1375	3-1375
RC500S							
NEW	32x10R-15	8	.65 - 1.00	1,370 LBS	46.3 LBS	S3-1465	3-1465
NEW	33x10R-15	8	.65 - 1.00	1,515 LBS	50.9 LBS	S3-1466	3-1466
NEW	35x10R-15	8	.65 - 1.00	1,710 LBS	58.0 LBS	S3-1468	3-1468
NEW	37x10R-15	8	.65 - 1.00	1,945 LBS	62.8 LBS	S3-1475	3-1475

See vehicle label or owners manual for operating pressure



TIRES /

ALL-NEW TIRE

ATX470

ALL-TERRAIN XTREME

Continued All Terrain evolution, the ATX features a medium compound, flexible tread blocks and wide footprint provides maximum grip on slick surfaces.

.80" angled tread blocks grab traction on loose and hard surfaces.

Split, dual stagger shoulder blocks maximize side bite to pull thru the deepest ruts.

10-ply rated, flexible carcass offers superior bump absorption and ride comfort.

Deep rim guard maximizes wheel lip protection.



	ATX470 SIZE	PLY RATING	TREAD DEPTH (in.)	MAX LOAD (lbs.) at 24 PSI	TIRE WEIGHT (lbs.)	SYSTEM 3 PART #	WPS PART #
NEW	28x10R-14	10	.80 - 1.50	1,160 LBS	34.8 LBS	S3-1235	3-1235
NEW	30x10R-14	10	.80 - 1.50	1,210 LBS	37.7 LBS	S3-1250	3-1250
NEW	32x10R-14	10	.80 - 1.50	1,410 LBS	41.2 LBS	S3-1260	3-1260
NEW	32x10R-15	10	.80 - 1.50	1,370 LBS	40.6 LBS	S3-1265	3-1265
NEW	33x10R-15	10	.80 - 1.50	1,515 LBS	44.1 LBS	S3-1266	3-1266
NEW	35x10R-15	10	.80 - 1.50	1,710 LBS	50.3 LBS	S3-1268	3-1268
NEW	35x10R-18	10	.80 - 1.50	1,530 LBS	49.6 LBS	S3-1275	3-1275

See vehicle label or owners manual for operating pressure

DX440

DUAL-X

Gen 2 carcass and profile design for lighter weight, less rolling resistance resulting in the "fastest" tire of the line. The decreased weight also reduces drive line stress.

Flexible carcass and medium compound excels on hard pack and semi loose terrains.

8-ply radial durability and superior bump absorption.

Non directional, multi angle tread blocks and sharp shoulder angle offers precision handling.

Super deep rim guard offers unmatched wheel lip protection.

Dual purpose tread; hard, medium to soft terrains. Our most versatile line to date.



	DX440 SIZE	PLY RATING	TREAD DEPTH (in.)	MAX LOAD (lbs.) at 24 PSI	TIRE WEIGHT (lbs.)	SYSTEM 3 PART #	WPS PART #
	30x10R-14	8	0.50	1,341 LBS	34.0 LBS	S3-1050	3-1050
	32x10R-15	8	0.50	1,491 LBS	37.0 LBS	S3-1065	3-1065
	33x10R-15	8	0.50	1,599 LBS	39.2 LBS	S3-1066	3-1066
	35x10R-15	8	0.50	1,719 LBS	43.7 LBS	S3-1068	3-1068

See vehicle label or owners manual for operating pressure

XTR370

X-TERRAIN RADIAL

Tough 8-ply carcass with advanced sidewall construction for a sure-footed, comfortable ride experience.

Deep tread: from 0.75-1.0 inches (28 to 32-inch tires) and 1.0-1.25 inches (33-inch + tires).

Aggressive, multi-angle tread blocks at the shoulder for improved side bite.

Super-deep rim guard offers unmatched protection for your wheels and helps eliminate pinch flats.



XTR370 SIZE	PLY RATING	TREAD DEPTH (in.)	MAX LOAD (lbs.) at 24 PSI	TIRE WEIGHT (lbs.)	SYSTEM 3 PART #	WPS PART #
27x9R-14	8	.75	1,005 LBS	31.2 LBS	S3-0729	3-0729
27x11R-14	8	.75	1,230 LBS	38.5 LBS	S3-0730	3-0730
28x10R-14	8	.75	1,185 LBS	37.2 LBS	S3-0735	3-0735
30x10R-14	8	.75	1,341 LBS	41.4 LBS	S3-0750	3-0750
32x10R-14	8	.75	1,530 LBS	45.9 LBS	S3-0760	3-0760
30x10R-15	8	.75	1,317 LBS	41.9 LBS	S3-0755	3-0755
32x10R-15	8	.75	1,491 LBS	45.6 LBS	S3-0765	3-0765
33x10R-15	8	1.0	1,599 LBS	53.6 LBS	S3-0766	3-0766
35x10R-15	8	1.0	1,719 LBS	59.1 LBS	S3-0768	3-0768
37x10R-15	8	1.0	1,833 LBS	63.8 LBS	S3-0772	3-0772
35x10R-18	8	1.125	1,680 LBS	58.1 LBS	S3-0775	3-0775
37x10R-18	8	1.125	1,797 LBS	65.1 LBS	S3-0777	3-0777
35x10R-20	8	1.125	1,353 LBS	55.1 LBS	S3-0782	3-0782
37x10R-22	8	1.125	1,716 LBS	57.2 LBS	S3-0790	3-0790
40x10R-24	8	1.125	1,941 LBS	66.0 LBS	S3-0795	3-0795

See vehicle label or owners manual for operating pressure

XC450

X-COUNTRY

Mixed terrain tread pattern; tight center-block spacing & open channel shoulders excel on both hard pack & loose terrains.

10-ply rated carcass features advanced sidewall construction for a sure footed, comfortable ride.

Super-deep rim guard offers unmatched wheel protection.

Tread depth .70" to .85"



XC450 SIZE	PLY RATING	TREAD DEPTH (in.)	MAX LOAD (lbs.) at 24 PSI	TIRE WEIGHT (lbs.)	SYSTEM 3 PART #	WPS PART #
28x10R-14	10	.70 - .85	1,185 LBS	37.0 LBS	S3-0935	3-0935
30x10R-14	10	.70 - .85	1,341 LBS	41.2 LBS	S3-0950	3-0950
32x10R-14	10	.70 - .85	1,530 LBS	45.8 LBS	S3-0960	3-0960
30x10R-15	10	.70 - .85	1,317 LBS	41.7 LBS	S3-0955	3-0955
32x10R-15	10	.70 - .85	1,491 LBS	45.4 LBS	S3-0965	3-0965
33x10R-15	10	.70 - .85	1,599 LBS	49.8 LBS	S3-0966	3-0966
35x10R-15	10	.70 - .85	1,719 LBS	56.2 LBS	S3-0968	3-0968
35x10R-18	10	.70 - .85	1,680 LBS	55.7 LBS	S3-0975	3-0975

See vehicle label or owners manual for operating pressure

RT320

RACE & TRAIL

Race-ready, non-directional mixed terrain design.

Pulls hard on loose surfaces, rides smooth and quiet on hard pack.

8-ply rated carcass is lightweight and features a wide contact patch.

High-mileage rubber compound for long life.



RT320 SIZE	PLY RATING	TREAD DEPTH (in.)	MAX LOAD CAPACITY @MAX PSI	TIRE WEIGHT (lbs.)	SYSTEM 3 PART #	WPS PART #
28x10R-14	8	.65	740 LBS	33.8 LBS	S3-0135	3-0135
30x10R-14	8	.65	1,000 LBS	37.9 LBS	S3-0150	3-0150
32x10R-15	8	.65	1,000 LBS	41.6 LBS	S3-0165	3-0165
33x9.50R-15	8	.65	1,020 LBS	39.8 LBS	S3-0166	3-0166
35x9.50R-15	8	.65	1,020 LBS	43.0 LBS	S3-0168	3-0168

See vehicle label or owners manual for operating pressure



XCR350

X-COUNTRY RADIAL

8-ply carcass is light and flexible for superior ride quality.

Medium compound lets tread blocks flex for predictable and precise handling.

Multi-angle blocks, plus staggered shoulder tread for big bite.

Flotation style carcass grabs traction on the hard-pack and on loose terrains.

Low rolling resistance.



XCR350 SIZE	PLY RATING	TREAD DEPTH (in.)	MAX LOAD (lbs.) at 18 PSI	TIRE WEIGHT (lbs.)	SYSTEM 3 PART #	WPS PART #
28x10R-14	8	.625	803 LBS	37.0 LBS	S3-0335	3-0335
30x10R-14	8	.625	906 LBS	39.7 LBS	S3-0350	3-0350
32x10R-15	8	.625	1,016 LBS	41.2 LBS	S3-0365	3-0365
33x10R-15	8	.625	1,070 LBS	46.7 LBS	S3-0366	3-0366
35x10R-15	8	.625	1,205 LBS	48.0 LBS	S3-0368	3-0368
36x10R-18	8	.625	1,199 LBS	47.0 LBS	S3-0377	3-0377

See vehicle label or owners manual for operating pressure



TIRES /

ALL-NEW TIRE

XT400W

XTREME MUD-WIDE

The XT400W sets a new standard in MUD tire performance!

The "W" features a full 12" tread width allowing driver to ride "over" the ruts, not in them.

Deeper 1.625" - 2.50" deep 2-stage lugs, wider tread spacing combined with aggressive shoulder tread overhang delivers pure mud performance.

10-ply rated radial carcass offer the perfect blend of flex, flotation and durability.



XT400W SIZE	PLY RATING	TREAD DEPTH (in.)	MAX LOAD (lbs.) at 24 PSI	TIRE WEIGHT (lbs.)	SYSTEM 3 PART #	WPS PART #
NEW 35x12R-24	10	1.625 - 2.50	1,210 LBS	56.0 LBS	S3-0892	3-0892
NEW 37x12R-24	10	1.625 - 2.50	1,475 LBS	65.7 LBS	S3-0894	3-0894
NEW 40x12R-24	10	1.625 - 2.50	1,900 LBS	76.1 LBS	S3-0896	3-0896
NEW 44x12R-24	10	1.625 - 2.50	2,515 LBS	89.9 LBS	S3-0898	3-0898

See vehicle label or owners manual for operating pressure

XT400

EXTREME TRAIL

Unique new tire combines the radial carcass of the XTR370 tire with the mud-ready tread of the XM line to create an innovative 10-inch wide smooth-running mud-trail hybrid.

Advanced 10-ply rated radial carcass blends the best of flexibility and durability.

1.25 - 2.0 inch deep multi-angle, dual-stage lugs dig in any direction.

Super aggressive shoulder lugs pull through deep ruts.

Deep rim guard protects wheel lips and helps avoid pinch flats.



XT400 SIZE	PLY RATING	TREAD DEPTH (in.)	MAX LOAD (lbs.) at 18 PSI	TIRE WEIGHT (lbs.)	SYSTEM 3 PART #	WPS PART #
27x10R-14	10	1.125 - 1.50	1,116 LBS	41.9 LBS	S3-0830	3-0830
28x10R-14	10	1.125 - 1.50	1,185 LBS	44.8 LBS	S3-0835	3-0835
30x10R-14	10	1.125 - 1.50	1,341 LBS	47.6 LBS	S3-0850	3-0850
32x10R-14	10	1.125 - 1.50	1,530 LBS	51.1 LBS	S3-0860	3-0860
30x10R-15	10	1.125 - 1.50	1,317 LBS	48.0 LBS	S3-0855	3-0855
32x10R-15	10	1.125 - 1.50	1,491 LBS	51.8 LBS	S3-0865	3-0865
33x10R-15	10	1.125 - 1.50	1,599 LBS	52.9 LBS	S3-0866	3-0866
35x10R-15	10	1.125 - 1.50	1,719 LBS	58.9 LBS	S3-0868	3-0868
35x10R-18	10	1.50 - 2.0	1,680 LBS	57.6 LBS	S3-0875	3-0875
37x10R-18	10	1.50 - 2.0	1,797 LBS	63.3 LBS	S3-0877	3-0877
33x9.50R-20	10	1.50 - 2.0	1,356 LBS	51.1 LBS	S3-0878	3-0878
35x9.50R-20	10	1.50 - 2.0	1,536 LBS	55.8 LBS	S3-0882	3-0882
37x9.50R-22	10	1.50 - 2.0	1,647 LBS	61.3 LBS	S3-0890	3-0890
40x9.50R-24	10	1.50 - 2.0	1,869 LBS	72.3 LBS	S3-0895	3-0895

See vehicle label or owners manual for operating pressure

TIRES /

MT410

MUD TERRAIN

Deep 1.5-2.0" grooved V lug tread pulls thru the deepest bogs and offers easy clean out.

Full width carcass and true to size diameter maximize ride height and footprint.

Flexible 8-ply carcass and medium compound combine for a smooth ride.

Deep rim guard provides class leading wheel lip protection and tire retention.



MT410 SIZE	PLY RATING	TREAD DEPTH (in.)	MAX LOAD (lbs.) at 24 PSI	TIRE WEIGHT (lbs.)	SYSTEM 3 PART #	WPS PART #
28x9-14	8	1.50 - 2.0	1,080 LBS	35.4 LBS	S3-1135	3-1135
30x9-14	8	1.50 - 2.0	1,242 LBS	39.1 LBS	S3-1150	3-1150
33x9-18	8	1.50 - 2.0	1,371 LBS	44.5 LBS	S3-1170	3-1170
33x9-20	8	1.50 - 2.0	1,293 LBS	43.2 LBS	S3-1178	3-1178
35x9-20	8	1.50 - 2.0	1,476 LBS	48.5 LBS	S3-1182	3-1182
35x9-22	8	1.50 - 2.0	1,386 LBS	47.4 LBS	S3-1186	3-1186
37x9-22	8	1.50 - 2.0	1,584 LBS	51.2 LBS	S3-1190	3-1190
40x9-24	8	1.50 - 2.0	1,803 LBS	61.3 LBS	S3-1195	3-1195

See vehicle label or owners manual for operating pressure

SS360

SAND & SNOW

The unique tread design provides an all-terrain feel on any UTV, with a performance style that carves through corners.

Provides the best combination of cornering and straight-line propulsion.

Lightweight, two-ply carcass and low rolling resistance reduce stress on a vehicle's belt and driveline.

Tread depth up to 16mm, and 20mm for HP model. New HP tire recommended for high-horsepower turbo UTVs.

28-inch sizes are ideal for ATV snow applications.



SS360 SIZE	PLY RATING	TREAD DEPTH (in.)	MAX LOAD (lbs.) at 18 PSI	TIRE WEIGHT (lbs.)	SYSTEM 3 PART #	WPS PART #
28x10-14	2	.50	695	21.0 LBS	S3-0635	3-0635
28x12-14	2	.50	825	24.5 LBS	S3-0638	3-0638
30x10-14	2	.50	780	23.0 LBS	S3-0650	3-0650
30x12-14	2	.50	910	26.0 LBS	S3-0660	3-0660
31x10-15	2	.50	825	24.2 LBS	S3-0665	3-0665
31x12-15	2	.50	965	28.0 LBS	S3-0667	3-0667
32x10-15	2	.50	880	25.6 LBS	S3-0670	3-0670
32x12-15	2	.50	1,020	28.4 LBS	S3-0680	3-0680
32x12-15 HP	2	.80	1,020	33.3 LBS	S3-0681	3-0681
33x10-15	2	.50	935	28.2 LBS	S3-0690	3-0690
33x12-15	2	.50	1,100	31.4 LBS	S3-0691	3-0691
33x12-15 HP	2	.80	1,100	33.4 LBS	S3-0693	3-0693
35x11-15	2	.60	1,105	31.4 LBS	S3-0695	3-0695
35x13-15	2	.60	1,245	36.2 LBS	S3-0696	3-0696

See vehicle label or owners manual for operating pressure

WHEELS /

ALL-NEW WHEEL

SB-9

- 15x9 designed to meet the growing demand for a wider wheel and deeper offset
- Multi spoke mesh design incorporates 4 lug and 5 lug applications
- 1,500 pound load rating
- 10mm 6061 billet beadlock ring
- 20 5/16 Grade 8 black cad plated bolts secure the secure the ring to the wheel
- Factory installed valve stem and bolt in center cap
- Lifetime structural warranty



15X9 MATTE BLACK WHEEL WITH GLOSS BLACK RING



15X9 GLOSS BLACK WHEEL WITH MATTE BUSHED GREY RING



	SB-9 SIZE	BOLT PATTERN	OFFSET	FINISH	COLOR	SYSTEM 3 PART #	WPS PART #		SB-9 SIZE	BOLT PATTERN	OFFSET	FINISH	COLOR	SYSTEM 3 PART #	WPS PART #	
NEW	15x9	4/137	5+4 (+10mm)	Matte	Black	15S3-9537	3-159537		15x9	4/137	5+4 (+10mm)	Gloss	Black	15S3-9137	3-159137	NEW
NEW	15x9	4/156	5+4 (+10mm)	Matte	Black	15S3-9556	3-159556		15x9	4/156	5+4 (+10mm)	Gloss	Black	15S3-9156	3-159156	NEW
NEW	15x9	5/4.5	5+4 (+10mm)	Matte	Black	15S3-9544	3-159544		15x9	5/4.5	5+4 (+10mm)	Gloss	Black	15S3-9144	3-159144	NEW

WHEELS /

ALL-NEW WHEEL

SB-8

BEADLOCK

Specifically engineered for 5 lug and 6 lug UTV wheel applications that require high positive offset and higher load ratings

Stylish 14 V-spoke design optimizes strength and style features a new brushed matte dark grey finish

1,500 pound load rating

10mm 6061 billet beadlock ring

20 5/16 Grade 8 black cad plated bolts secure the secure the ring to the wheel

Factory installed valve stem and bolt in center cap

Lifetime structural warranty



15X7 MATTE BLACK 5-LUG



15X7 MATTE BRUSHED GREY 6-LUG



SB-8 SIZE	BOLT PATTERN	OFFSET	FINISH	COLOR	SYSTEM 3 PART #	WPS PART #	SB-8 SIZE	BOLT PATTERN	OFFSET	FINISH	COLOR	SYSTEM 3 PART #	WPS PART #
NEW 15x7	5/4.5	5+2 (+38mm)	Matte	Black	15S3-8544	3-158544	15x7	6/5.5	6+1 (+68mm)	Matte	Brushed Grey	15S3-8666	3-158666 NEW
NEW 15x7	5/4.5	5+2 (+38mm)	Matte	Brushed Grey	15S3-8644	3-158644	15x10	5/4.5	5+5 (0mm)	Matte	Black	15S3-85451	3-1585451 NEW
NEW 15x7	6/5.5	5+2 (+38mm)	Matte	Black	15S3-8565	3-158565	15x10	5/4.5	5+5 (0mm)	Matte	Brushed Grey	15S3-86451	3-1586451 NEW
NEW 15x7	6/5.5	5+2 (+38mm)	Matte	Brushed Grey	15S3-8665	3-158665	15x10	6/5.5	5+5 (0mm)	Matte	Black	15S3-85651	3-1585651 NEW
NEW 15x7	6/5.5	6+1 (+68mm)	Matte	Black	15S3-8566	3-158566	15x10	6/5.5	5+5 (0mm)	Matte	Brushed Grey	15S3-86651	3-1586651 NEW

WHEELS /

SB-7



15 X 7 MATTE BLACK



115 X 7 TITANIUM

BEADLOCK

- Classic Baja styling
- Super heavy duty construction with 12mm billet ring
- 20 5/16" Grade 8 beadlock bolts secure the ring the wheel
- Factory-installed valve stem and bolt-in center cap
- 1,200lb load rating



15 X 7 MACHINED



SB-7 SIZE	BOLT PATTERN	OFFSET	FINISH	COLOR	SYSTEM 3 PART #	WPS PART #	SB-7 SIZE	BOLT PATTERN	OFFSET	FINISH	COLOR	SYSTEM 3 PART #	WPS PART #
14x7	4/137	4+3 (+10mm)	Matte	Black	14S3-7536	3-147536	15x7	4/156	6+1 (+45mm)	Gloss	Machined	15S3-7857	3-157857
14x7	4/156	4+3 (+10mm)	Matte	Black	14S3-7555	3-147555	15x7	5/4.5	4+3 (+10mm)	Matte	Black	15S3-7544	3-157544 NEW
14x7	4/137	4+3 (+10mm)	Matte	Titanium	14S3-7636	3-147636	15x7	5/4.5	6+1 (+50mm)	Matte	Black	15S3-7545	3-157545
14x7	4/156	4+3 (+10mm)	Matte	Titanium	14S3-7655	3-147655	15x7	5/4.5	4+3 (+10mm)	Matte	Titanium	15S3-7644	3-157644 NEW
15x7	4/137	4+3 (+10mm)	Matte	Black	15S3-7536	3-157536	15x7	5/4.5	6+1 (+50mm)	Matte	Titanium	15S3-7645	3-157645
15x7	4/137	5+2 (+38mm)	Matte	Black	15S3-7537	3-157537	15x7	5/4.5	6+1 (+50mm)	Gloss	Machined	15S3-7845	3-157845
15x7	4/137	6+1 (+45mm)	Matte	Black	15S3-7538	3-157538	15x10	4/137	5+5 (-5mm)	Matte	Black	15S3-75371	3-157371
15x7	4/137	4+3 (+10mm)	Matte	Titanium	15S3-7636	3-157636	15x10	4/137	5+5 (-5mm)	Gloss	Machined	15S3-78371	3-158371
15x7	4/137	5+2 (+38mm)	Matte	Titanium	15S3-7637	3-157637	15x10	4/156	5+5 (-5mm)	Matte	Black	15S3-75561	3-157561
15x7	4/137	6+1 (+45mm)	Matte	Titanium	15S3-7638	3-157638	15x10	4/156	5+5 (-5mm)	Gloss	Machined	15S3-78561	3-158561
15x7	4/137	5+2 (+38mm)	Gloss	Machined	15S3-7837	3-157837	15x10	5/4.5	5+5 (-5mm)	Matte	Black	15S3-75451	3-157451
15x7	4/137	6+1 (+45mm)	Gloss	Machined	15S3-7838	3-157838	15x10	5/4.5	5+5 (-5mm)	Gloss	Machined	15S3-78451	3-158451
15x7	4/156	4+3 (+10mm)	Matte	Black	15S3-7555	3-157555	18x7	4/137	4+3 (+20mm)	Matte	Black	18S3-7537	3-187537
15x7	4/156	5+2 (+38mm)	Matte	Black	15S3-7556	3-157556	18x7	4/137	4+3 (+20mm)	Matte	Titanium	18S3-7637	3-187637
15x7	4/156	6+1 (+45mm)	Matte	Black	15S3-7557	3-157557	18x7	4/156	4+3 (+20mm)	Matte	Black	18S3-7556	3-187556
15x7	4/156	4+3 (+10mm)	Matte	Titanium	15S3-7655	3-157655	18x7	4/156	4+3 (+20mm)	Matte	Titanium	18S3-7656	3-187656
15x7	4/156	5+2 (+38mm)	Matte	Titanium	15S3-7656	3-157656	18x7	5/4.5	4+3 (+20mm)	Matte	Black	18S3-7545	3-187545
15x7	4/156	6+1 (+45mm)	Matte	Titanium	15S3-7657	3-157657	18x7	5/4.5	4+3 (+20mm)	Matte	Titanium	18S3-7645	3-187645
15x7	4/156	5+2 (+38mm)	Gloss	Machined	15S3-7856	3-157856							

WHEELS /

SB-6

BEADLOCK

- Aggressive multi-spoke styling
- Extra heavy-duty construction with 10mm billet ring
- 5/16" Grade 8 beadlock hardware
- Factory-installed valve stem and bolt-in center cap
- 1,200lb load rating



15 X 7 MATTE BLACK



15 X 7 GUNMETAL GREY



15 X 7 MACHINED



SB-7 SIZE	BOLT PATTERN	OFFSET	FINISH	COLOR	SYSTEM 3 PART #	WPS PART #	SB-7 SIZE	BOLT PATTERN	OFFSET	FINISH	COLOR	SYSTEM 3 PART #	WPS PART #
NEW 15x7	4/137	4+3 (+10mm)	Matte	Black	15S3-6536	3-156536	15x7	4/156	4+3 (+10mm)	Matte	GunMetalGrey	15S3-6655	3-156655
15x7	4/137	5+2 (+38mm)	Matte	Black	15S3-6537	3-156537	15x7	4/156	5+2 (+38mm)	Matte	GunMetalGrey	15S3-6656	3-156656
15x7	4/137	6+1 (+45mm)	Matte	Black	15S3-6538	3-156538	15x7	4/156	6+1 (+45mm)	Matte	GunMetalGrey	15S3-6657	3-156657
NEW 15x7	4/137	4+3 (+10mm)	Matte	GunMetalGrey	15S3-6636	3-156636	15x7	4/156	6+1 (+45mm)	Matte	Machined	15S3-6857	3-156857
15x7	4/137	5+2 (+38mm)	Matte	GunMetalGrey	15S3-6637	3-156637	15x7	5/4,5	4+3 (+10mm)	Matte	Black	15S3-6544	3-156544
15x7	4/137	6+1 (+45mm)	Matte	GunMetalGrey	15S3-6638	3-156638	15x7	5/4,5	6+1 (+50mm)	Matte	Black	15S3-6545	3-156545
15x7	4/137	6+1 (+45mm)	Matte	Machined	15S3-6838	3-156838	15x7	5/4,5	4+3 (+10mm)	Matte	GunMetalGrey	15S3-6644	3-156644
NEW 15x7	4/156	4+3 (+10mm)	Matte	Black	15S3-6555	3-156555	15x7	5/4,5	6+1 (+50mm)	Matte	GunMetalGrey	15S3-6645	3-156645
15x7	4/156	5+2 (+38mm)	Matte	Black	15S3-6556	3-156556	15x7	5/4,5	6+1 (+50mm)	Matte	Machined	15S3-6845	3-156845
15x7	4/156	6+1 (+45mm)	Matte	Black	15S3-6557	3-156557							

WHEELS /

SB-5

BEADLOCK

- Classic 12-spoke style
- 10mm grooved billet beadlock ring is strong and light
- Factory-installed valve stem and bolt-in center cap
- Heavy-duty inner and outer wheel lip
- 5/16-in. Grade 8 beadlock hardware
- 1200-pound load rating
- Additional Ring Bolt Holes for added insurance



15 X 7 BLACK



15 X 7 GUNMETAL GREY



SB-5 SIZE	BOLT PATTERN	OFFSET	FINISH	COLOR	SYSTEM 3 PART #	WPS PART #	SB-5 SIZE	BOLT PATTERN	OFFSET	FINISH	COLOR	SYSTEM 3 PART #	WPS PART #
14x7	4/137	5+2 (+38mm)	Matte	Black	14S3-5537	3-145537	15x7	4/156	5+2 (+38mm)	Matte	Black	15S3-5556	3-155556
14x7	4/137	5+2 (+38mm)	Matte	GunMetalGrey	14S3-5637	3-145637	15x7	4/156	5+2 (+38mm)	Matte	GunMetalGrey	15S3-5656	3-155656
14x7	4/156	5+2 (+38mm)	Matte	Black	14S3-5556	3-145556	15x10	4/137	5+5 (-5mm)	Matte	Black	15S3-55371	3-155371
14x7	4/156	5+2 (+38mm)	Matte	GunMetalGrey	14S3-5656	3-145656	15x10	4/137	5+5 (-5mm)	Matte	GunMetalGrey	15S3-56371	3-156371
15x7	4/137	5+2 (+38mm)	Matte	Black	15S3-5537	3-155537	15x10	4/156	5+5 (-5mm)	Matte	Black	15S3-55561	3-155561
15x7	4/137	5+2 (+38mm)	Matte	GunMetalGrey	15S3-5637	3-155637	15x10	4/156	5+5 (-5mm)	Matte	GunMetalGrey	15S3-56561	3-156561

WHEELS /

SB-4

BEADLOCK

- 10mm billet ring uses 5/16-in. Grade 8 cad-plated hardware
- Accepts 17mm hex head lug
- Light & strong, with 1200-lb. load rating
- Bolt-in center cap
- Color beadlock rings available



15 X 10 BRONZE



15 X 7 MATTE BLACK



14-INCH COLOR RING	SYSTEM 3 PART #	WPS PART #
Black	14S3RING-200	3-14200BK
Red	14S3RING-230	3-14230R
Blue	14S3RING-240	3-14240BL

15-INCH COLOR RING	SYSTEM 3 PART #	WPS PART #
Black	15S3RING-200	3-15200BK
Red	15S3RING-230	3-15230R
Blue	15S3RING-240	3-15230BL

SB-4 SIZE	BOLT PATTERN	OFFSET	FINISH	COLOR	SYSTEM 3 PART #	WPS PART #
14x7	4/137	6+1 (+45mm)	Matte	Black	14S3-3137	3-143137
14x7	4/137	4+3 (+15mm)	Matte	Black	14S3-3138	3-143138
14x7	4/137	6+1 (+45mm)	Matte	Bronze/Black	14S3-3237	3-143237
14x7	4/137	4+3 (+15mm)	Matte	Bronze/Black	14S3-3238	3-143238
14x7	4/156	6+1 (+45mm)	Matte	Black	14S3-3156	3-143156
14x7	4/156	4+3 (+15mm)	Matte	Black	14S3-3157	3-143157
14x7	4/156	6+1 (+45mm)	Matte	Bronze/Black	14S3-3256	3-143256
14x7	4/156	4+3 (+15mm)	Matte	Bronze/Black	14S3-3257	3-143257
14x10	4/137	5+5 (-5mm)	Matte	Black	14S3-31371	3-141371
14x10	4/156	5+5 (-5mm)	Matte	Black	14S3-31561	3-141561

SB-4 SIZE	BOLT PATTERN	OFFSET	FINISH	COLOR	SYSTEM 3 PART #	WPS PART #
15x7	4/137	6+1 (+45mm)	Matte	Black	15S3-3137	3-153137
15x7	4/137	4+3 (+15mm)	Matte	Black	15S3-3138	3-153138
15x7	4/137	6+1 (+45mm)	Matte	Bronze/Black	15S3-3237	3-153237
15x7	4/137	4+3 (+15mm)	Matte	Bronze/Black	15S3-3238	3-153238
15x7	4/156	6+1 (+45mm)	Matte	Black	15S3-3156	3-153156
15x7	4/156	4+3 (+15mm)	Matte	Black	15S3-3157	3-153157
15x7	4/156	6+1 (+45mm)	Matte	Bronze/Black	15S3-3256	3-153256
15x10	4/137	5+5 (-5mm)	Matte	Black	15S3-31371	3-151371
15x10	4/137	5+5 (-5mm)	Matte	Bronze/Black	15S3-32371	3-152371
15x10	4/156	5+5 (-5mm)	Matte	Black	15S3-31561	3-151561
15x10	4/156	5+5 (-5mm)	Matte	Bronze/Black	15S3-32561	3-152561

WHEELS /

ALL-NEW WHEEL

ST-7

- 24x9, specifically design for 12" wide tire applications
- Split 8 spoke design with flow form process creates the optimal balance of strength and style
- Gloss Black option features bright, precision milled accents
- 1,200 pound load rating
- Factory installed valve stem and bolt in center cap
- Lifetime structural warranty



24X9 GLOSS BLACK



24X9 GLOSS BLACK / MILLED



	ST-7 SIZE	BOLT PATTERN	OFFSET	FINISH	COLOR	SYSTEM 3 PART #	WPS PART #		ST-7 SIZE	BOLT PATTERN	OFFSET	FINISH	COLOR	SYSTEM 3 PART #	WPS PART #	
NEW	24x9	4/137	5+4 (0mm)	Gloss	Black	24S3-7137	3-247137		24x9	4/156	5+4 (0mm)	Gloss	Black/Milled	24S3-7256	3-247256	NEW
NEW	24x9	4/137	5+4 (0mm)	Gloss	Black/Milled	24S3-7237	3-247237		24x9	5/4.5	5+4 (0mm)	Gloss	Black	24S3-7155	3-247155	NEW
NEW	24x9	4/156	5+4 (0mm)	Gloss	Black	24S3-7156	3-247156		24x9	5/4.5	5+4 (0mm)	Gloss	Black/Milled	24S3-7255	3-247255	NEW

WHEELS /

ST-6

- Bold "X" pattern styling
- Factory installed valve stem and bolt in center cap
- Heavy duty inner and outer wheel lip
- 12x7 sizes 1,000 lbs. load rating
- 14x7 sizes 1,200 lbs load rating



14X7 DARK TINT



14X7 GLOSS BLACK - MACHINED



12X7 GLOSS BLACK-MACHINED



ST-6 SIZE	BOLT PATTERN	OFFSET	FINISH	COLOR	SYSTEM 3 PART #	WPS PART #	ST-6 SIZE	BOLT PATTERN	OFFSET	FINISH	COLOR	SYSTEM 3 PART #	WPS PART #
12x7	4/110	4+3 (+10mm)	Gloss	Black/Machined	12S3-6010	3-126010	14x7	4/137	4+3 (+10mm)	Gloss	Black/Machined	14S3-6036	3-146036
12x7	4/110	2+5 (-47mm)	Gloss	Black/Machined	12S3-6011	3-126011	14x7	4/137	4+3 (+10mm)	Matte	Dark Tint	14S3-6136	3-146136
12x7	4/110	4+3 (+10mm)	Matte	Dark Tint	12S3-6110	3-126110	14x7	4/156	4+3 (+10mm)	Gloss	Black/Machined	14S3-6055	3-146055
12x7	4/110	2+5 (-47mm)	Matte	Dark Tint	12S3-6111	3-126111	14x7	4/156	4+3 (+10mm)	Matte	Dark Tint	14S3-6155	3-146155

WHEELS /

ST-4

- Factory installed valve stem and bolt in center cap
- Heavy duty inner and outer wheel lip
- 1200-pound load rating
- Stout 8-spoke style



14X7 2+5 BLACK / MACHINED



14 X 7 BLACK / MACHINED



ST-4 SIZE	BOLT PATTERN	OFFSET	FINISH	COLOR	SYSTEM 3 PART #	WPS PART #
14x7	4/110	4+3 (+10mm)	Gloss	Black/Machined	14S3-4110	3-144110
14x7	4/110	2+5 (-47mm)	Gloss	Black/Machined	14S3-4111	3-144111
14x7	4/137	4+3 (+10mm)	Gloss	Black/Machined	14S3-4137	3-144137
14x7	4/156	4+3 (+10mm)	Gloss	Black/Machined	14S3-4156	3-144156

WHEELS /

ST-3

- Our most popular wheel style, featuring sizes from 14 inch to 24 inch!
- Large lug holes accommodate most hex head lug nuts
- Flow-form manufacturing process makes our new wheel the Lightest and strongest 24-inch cast wheel on the market
- 1000-pound load rating
- Bolt-in center cap



24X7 GUN METAL GREY



22X7 MATTE BLACK



20X7 GUN METAL GREY / BLACK



14X7 BRONZE / BLACK



14X7 MACHINED / BLACK



14X7 MATTE BLACK



ST-3 SIZE	BOLT PATTERN	OFFSET	FINISH	COLOR	SYSTEM 3 PART #	WPS PART #
14x7	4/110	5+2 (+30mm)	Matte	Machined/Black	14S3-1010	3-141010
14x7	4/110	5+2 (+30mm)	Matte	Black	14S3-1110	3-141110
14x7	4/110	5+2 (+30mm)	Matte	Bronze/Black	14S3-1210	3-141210
14x7	4/137	5+2 (+30mm)	Matte	Machined/Black	14S3-1037	3-141037
14x7	4/137	5+2 (+30mm)	Matte	Black	14S3-1137	3-141137
14x7	4/137	5+2 (+30mm)	Matte	Bronze/Black	14S3-1237	3-141237
14x7	4/156	5+2 (+30mm)	Matte	Machined/Black	14S3-1056	3-141056
14x7	4/156	5+2 (+30mm)	Matte	Black	14S3-1156	3-141156

ST-3 SIZE	BOLT PATTERN	OFFSET	FINISH	COLOR	SYSTEM 3 PART #	WPS PART #
14x7	4/156	5+2 (+30mm)	Matte	Bronze/Black	14S3-1256	3-141256
15x7	4/137	5+2 (+40mm)	Matte	Black	15S3-1137	3-151137
15x7	4/137	5+2 (+40mm)	Matte	Bronze/Black	15S3-1237	3-151237
15x7	4/156	5+2 (+40mm)	Matte	Black	15S3-1156	3-151156
15x7	4/156	5+2 (+40mm)	Matte	Bronze/Black	15S3-1256	3-151256
18x7	4/137	4+3 (+10mm)	Matte	Black	18S3-1137	3-181137
18x7	4/137	4+3 (+10mm)	Matte	Bronze/Black	18S3-1237	3-181237
18x7	4/156	4+3 (+10mm)	Matte	Black	18S3-1156	3-181156

ST-3 SIZE	BOLT PATTERN	OFFSET	FINISH	COLOR	SYSTEM 3 PART #	WPS PART #
18x7	4/156	4+3 (+10mm)	Matte	Bronze/Black	18S3-1256	3-181256
20x7	4/137	4+3 (+10mm)	Matte	Black	20S3-1137	3-201137
20x7	4/137	4+3 (+10mm)	Matte	Bronze/Black	20S3-1237	3-201237
20x7	4/137	4+3 (+10mm)	Matte	GunMetalGrey/Black	20S3-1537	3-201537
20x7	4/156	4+3 (+10mm)	Matte	Black	20S3-1156	3-201156
20x7	4/156	4+3 (+10mm)	Matte	Bronze/Black	20S3-1256	3-201256
20x7	4/156	4+3 (+10mm)	Matte	GunMetalGrey/Black	20S3-1556	3-201556
22x7	4/137	4+3 (+10mm)	Matte	Black	22S3-1137	3-221137

ST-3 SIZE	BOLT PATTERN	OFFSET	FINISH	COLOR	SYSTEM 3 PART #	WPS PART #
22x7	4/137	4+3 (+10mm)	Matte	Gun Metal Grey	22S3-1537	3-221537
22x7	4/156	4+3 (+10mm)	Matte	Black	22S3-1156	3-221156
22x7	4/156	4+3 (+10mm)	Matte	Gun Metal Grey	22S3-1556	3-221556
24x7	4/137	4+3 (+10mm)	Matte	Black	24S3-1137	3-241137
24x7	4/137	4+3 (+10mm)	Matte	Gun Metal Grey	24S3-1537	3-241537
24x7	4/156	4+3 (+10mm)	Matte	Black	24S3-1156	3-241156
24x7	4/156	4+3 (+10mm)	Matte	Gun Metal Grey	24S3-1556	3-241556

CAPS & BOLTS /

SYSTEM-3 PART #
CAPS3-110
WPS PART #
3-3110
ST3, SB3, ST4 & ST6 Center Cap 4/110 Matte Black



SYSTEM-3 PART #
CAPS3-120
WPS PART #
3-3120
ST3 & SB3 Center Cap 4/137 & 4/156 Matte Black

SYSTEM-3 PART #
CAPS3-130
WPS PART #
3-3130
ST3 & SB3 Center Cap 4/137 & 4/156 Gloss Black



SYSTEM-3 PART #
CAPS3-140
WPS PART #
3-3140
ST4, SB4, ST5, SB5, ST6, SB6, SB7, SB8 & SB9 Center Cap Matte Black

SYSTEM-3 PART #
CAPS3-150
WPS PART #
3-3150
ST4, SB4, ST5, SB5, ST6, SB6, ST7, SB7, SB8 & SB9 Center Cap Gloss Black



SYSTEM-3 PART #
CAPS3-160
WPS PART #
3-3160
SB8 Center Cap Flat 15X7 6+1 6/5.5 Matte Black



SYSTEM-3 PART #	WPS PART #	DESCRIPTION
CAPS3-000-2	3-0002	Center Cap Screw (2 pcs)

SYSTEM-3 PART #	WPS PART #	DESCRIPTION
BOLTS3-120-20	3-12020GB	Beadlock Bolt 5/16" Bolt (20 pcs) - Gloss Black

SYSTEM-3 PART #	WPS PART #	DESCRIPTION
BOLTS3-100-20	3-10020G	Beadlock Bolt 5/16" Bolt (20 pcs) - Gold

BRAND SUPPORT /

SHOW & SELL

The System 3 Off-Road brand support items are in stock and available. Please contact your WPS sales rep or System 3 Off-Road to order any of these promotional items.



Wheel Display Stand Buy any 12 System 3 Off-Road wheels and receive one System 3 wheel stand free.



T-Shirt



8x8 Wall Wrap Contact us for customized wall wrap details.



Counter Mat



Cap



6' Banner



Tire Display Stand

2024 POPULAR WHEEL APPLICATIONS & REQUIRED LUG NUTS

2024 POPULAR WHEEL APPLICATIONS & REQUIRED LUG NUTS

Can-Am Maverick-R 2024									
MAKE/MODEL	SIZE	BOLT PATTERN	OFFSET	FINISH	SYSTEM-3 PART#	WPS PART#	CHROME LUG NUT	BLACK LUG NUT	
SB8 Beadlock	Front/Rear	15x7	6/5.5	5+2 (+38mm)	Matte Black	15S3-8565	3-158556	57-94131	57-94131B
SB8 Beadlock	Front/Rear	15x7	6/5.5	6+1 (+68mm)	Matte Black	15S3-8566	3-158566	57-94131	57-94131B
SB8 Beadlock	Front/Rear	15x7	6/5.5	5+2 (+38mm)	Matte Brushed Grey	15S3-8665	3-158665	57-94131	57-94131B
SB8 Beadlock	Front/Rear	15x7	6/5.5	6+1 (+68mm)	Matte Brushed Grey	15S3-8666	3-158666	57-94131	57-94131B
SB8 Beadlock	Rear	15x10	6/5.5	5+5 (0mm)	Matte Black	15S3-85651	3-1585651	57-94131	57-94131B
SB8 Beadlock	Rear	15x10	6/5.5	5+5 (0mm)	Matte Brushed Grey	15S3-86651	3-1586651	57-94131	57-94131B
Can-Am Maverick X3 '17-24									
ST3	Front/Rear	14x7	4/137	5+2 (+30mm)	Machined / Matte Black	14S3-1037	3-141037	57-94131	57-94131B
ST3	Front/Rear	14x7	4/137	5+2 (+30mm)	Matte Black	14S3-1137	3-141137	57-94131	57-94131B
ST3	Front/Rear	14x7	4/137	5+2 (+30mm)	Bronze	14S3-1237	3-141237	57-94131	57-94131B
ST3	Front/Rear	15x7	4/137	5+2 (+40mm)	Matte Black	15S3-1137	3-151137	57-94131	57-94131B
ST3	Front/Rear	15x7	4/137	5+2 (+40mm)	Bronze	15S3-1237	3-151237	57-94131	57-94131B
ST3	Front/Rear	18x7	4/137	4+3 (+10mm)	Matte Black	18S3-1137	3-181137	57-94131	57-94131B
ST3	Front/Rear	18x7	4/137	4+3 (+10mm)	Bronze	18S3-1237	3-181237	57-94131	57-94131B
ST3	Front/Rear	20x7	4/137	4+3 (+10mm)	Matte Black	20S3-1137	3-201137	57-94131	57-94131B
ST3	Front/Rear	20x7	4/137	4+3 (+10mm)	Bronze	20S3-1237	3-201237	57-94131	57-94131B
ST3	Front/Rear	20x7	4/137	4+3 (+10mm)	Gun Metal Grey	20S3-1537	3-201537	57-94131	57-94131B
ST3	Front/Rear	22x7	4/137	4+3 (+10mm)	Matte Black	22S3-1137	3-221137	57-94131	57-94131B
ST3	Front/Rear	22x7	4/137	4+3 (+10mm)	Gun Metal Grey	22S3-1537	3-221537	57-94131	57-94131B
ST3	Front/Rear	24x7	4/137	4+3 (+10mm)	Matte Black	24S3-1137	3-241137	57-94131	57-94131B
ST3	Front/Rear	24x7	4/137	4+3 (+10mm)	Gun Metal Grey	24S3-1537	3-241537	57-94131	57-94131B
ST4	Front/Rear	14x7	4/137	4+3 (+10mm)	Gloss Black / Machined	14S3-4137	3-144137	57-94131	57-94131B
ST6	Front/Rear	14x7	4/137	4+3 (+10mm)	Gloss Black / Machined	14S3-6036	3-146036	57-94131	57-94131B
ST6	Front/Rear	14x7	4/137	4+3 (+10mm)	Dark Tint	14S3-6136	3-146136	57-94131	57-94131B
ST7	Front/Rear	24x9	4/137	5+4 (0mm)	Gloss Black	24S3-7137	3-247137	57-94131	57-94131B
ST7	Front/Rear	24x9	4/137	5+4 (0mm)	Gloss Black Milled	24S3-7237	3-247237	57-94131	57-94131B
SB4 Beadlock	Front/Rear	14x7	4/137	6+1 (+45mm)	Matte Black	14S3-3137	3-143137	57-94131	57-94131B
SB4 Beadlock	Front/Rear	14x7	4/137	4+3 (+15mm)	Matte Black	14S3-3138	3-143138	57-94131	57-94131B
SB4 Beadlock	Front/Rear	14x7	4/137	6+1 (+45mm)	Bronze	14S3-3237	3-143237	57-94131	57-94131B
SB4 Beadlock	Front/Rear	14x7	4/137	4+3 (+15mm)	Bronze	14S3-3238	3-143238	57-94131	57-94131B
SB4 Beadlock	Rear	14x10	4/137	5+5 (-5mm)	Matte Black	14S3-31371	3-141371	57-94131	57-94131B
SB4 Beadlock	Front/Rear	15x7	4/137	6+1 (+45mm)	Matte Black	15S3-3137	3-153137	57-94131	57-94131B
SB4 Beadlock	Front/Rear	15x7	4/137	4+3 (+15mm)	Matte Black	15S3-3138	3-153138	57-94131	57-94131B
SB4 Beadlock	Front/Rear	15x7	4/137	6+1 (+45mm)	Bronze	15S3-3237	3-153237	57-94131	57-94131B
SB4 Beadlock	Front/Rear	15x7	4/137	4+3 (+15mm)	Bronze	15S3-3238	3-153238	57-94131	57-94131B
SB4 Beadlock	Rear	15x10	4/137	5+5 (-5mm)	Matte Black	15S3-31371	3-151371	57-94131	57-94131B
SB4 Beadlock	Rear	15x10	4/137	5+5 (-5mm)	Bronze	15S3-32371	3-152371	57-94131	57-94131B
SB5 Beadlock	Front/Rear	14x7	4/137	5+2 (+38mm)	Matte Black	14S3-5537	3-145537	57-94131	57-94131B
SB5 Beadlock	Front/Rear	14x7	4/137	5+2 (+38mm)	Gun Metal Grey	14S3-5637	3-145637	57-94131	57-94131B
SB5 Beadlock	Front/Rear	15x7	4/137	5+2 (+38mm)	Matte Black	15S3-5537	3-155537	57-94131	57-94131B
SB5 Beadlock	Front/Rear	15x7	4/137	5+2 (+38mm)	Gun Metal Grey	15S3-5637	3-155637	57-94131	57-94131B
SB5 Beadlock	Rear	15x10	4/137	5+5 (-5mm)	Matte Black	15S3-55371	3-155371	57-94131	57-94131B
SB5 Beadlock	Rear	15x10	4/137	5+5 (-5mm)	Gun Metal Grey	15S3-56371	3-156371	57-94131	57-94131B
SB6 Beadlock	Front/Rear	15x7	4/137	4+3 (+10mm)	Matte Black	15S3-6536	3-156536	57-94131	57-94131B
SB6 Beadlock	Front/Rear	15x7	4/137	5+2 (+38mm)	Matte Black	15S3-6537	3-156537	57-94131	57-94131B
SB6 Beadlock	Front/Rear	15x7	4/137	6+1 (+45mm)	Matte Black	15S3-6538	3-156538	57-94131	57-94131B
SB6 Beadlock	Front/Rear	15x7	4/137	4+3 (+10mm)	Gun Metal Grey	15S3-6636	3-156636	57-94131	57-94131B
SB6 Beadlock	Front/Rear	15x7	4/137	5+2 (+38mm)	Gun Metal Grey	15S3-6637	3-156637	57-94131	57-94131B
SB6 Beadlock	Front/Rear	15x7	4/137	6+1 (+45mm)	Gun Metal Grey	15S3-6638	3-156638	57-94131	57-94131B
SB6 Beadlock	Front/Rear	15x7	4/137	6+1 (+45mm)	Machined	15S3-6838	3-156838	57-94131	57-94131B
SB7 Beadlock	Front/Rear	14x7	4/137	4+3 (+10mm)	Matte Black	14S3-7536	3-147536	57-94131	57-94131B
SB7 Beadlock	Front/Rear	14x7	4/137	4+3 (+10mm)	Titanium	14S3-7636	3-147636	57-94131	57-94131B
SB7 Beadlock	Front/Rear	15x7	4/137	4+3 (+10mm)	Matte Black	15S3-7536	3-157536	57-94131	57-94131B

Can-Am Maverick X3 '17-24									
MAKE/MODEL	SIZE	BOLT PATTERN	OFFSET	FINISH	SYSTEM-3 PART#	WPS PART#	CHROME LUG NUT	BLACK LUG NUT	
SB7 Beadlock	Front/Rear	15x7	4/137	5+2 (+38mm)	Matte Black	15S3-7537	3-157537	57-94131	57-94131B
SB7 Beadlock	Front/Rear	15x7	4/137	6+1 (+45mm)	Matte Black	15S3-7538	3-157538	57-94131	57-94131B
SB7 Beadlock	Front/Rear	15x7	4/137	4+3 (+10mm)	Titanium	15S3-7636	3-157636	57-94131	57-94131B
SB7 Beadlock	Front/Rear	15x7	4/137	5+2 (+38mm)	Titanium	15S3-7637	3-157637	57-94131	57-94131B
SB7 Beadlock	Front/Rear	15x7	4/137	6+1 (+45mm)	Titanium	15S3-7638	3-157638	57-94131	57-94131B
SB7 Beadlock	Front/Rear	15x7	4/137	5+2 (+38mm)	Machined	15S3-7837	3-157837	57-94131	57-94131B
SB7 Beadlock	Front/Rear	15x7	4/137	6+1 (+45mm)	Machined	15S3-7838	3-157838	57-94131	57-94131B
SB7 Beadlock	Rear	15x10	4/137	5+5 (-5mm)	Matte Black	15S3-75371	3-157371	57-94131	57-94131B
SB7 Beadlock	Rear	15x10	4/137	5+5 (-5mm)	Machined	15S3-78371	3-158371	57-94131	57-94131B
SB7 Beadlock	Front/Rear	18x7	4/137	4+3 (+20mm)	Matte Black	18S3-7537	3-187537	57-94131	57-94131B
SB7 Beadlock	Front/Rear	18x7	4/137	4+3 (+20mm)	Titanium	18S3-7637	3-187637	57-94131	57-94131B
SB9 Beadlock	Front/Rear	15x9	4/137	5+4 (+10mm)	Matte Black	15S3-9537	3-159537	57-94131	57-94131B
SB9 Beadlock	Front/Rear	15x9	4/137	5+4 (+10mm)	Gloss Black	15S3-9137	3-159137	57-94131	57-94131B
Can-Am Maverick '13-19					Can-Am Commander 800 / 1000 '11-24				
Can-Am Maverick Sport '19-24					Can-Am/Bombardier Outlander 330 / 400 / 500 / 650 / 800 '03-24				
Can-Am Defender '16-24					Can-Am Renegade 500 / 800 / 1000 '08-24				
MAKE/MODEL	SIZE	BOLT PATTERN	OFFSET	FINISH	SYSTEM-3 PART#	WPS PART#	CHROME LUG NUT	BLACK LUG NUT	
ST3	Front/Rear	14x7	4/137	5+2 (+30mm)	Machined / Matte Black	14S3-1037	3-141037	57-94121	57-94121B
ST3	Front/Rear	14x7	4/137	5+2 (+30mm)	Matte Black	14S3-1137	3-141137	57-94121	57-94121B
ST3	Front/Rear	14x7	4/137	5+2 (+30mm)	Bronze	14S3-1237	3-141237	57-94121	57-94121B
ST3	Front/Rear	15x7	4/137	5+2 (+40mm)	Matte Black	15S3-1137	3-151137	57-94121	57-94121B
ST3	Front/Rear	15x7	4/137	5+2 (+40mm)	Bronze	15S3-1237	3-151237	57-94121	57-94121B
ST3	Front/Rear	18x7	4/137	4+3 (+10mm)	Matte Black	18S3-1137	3-181137	57-94121	57-94121B
ST3	Front/Rear	18x7	4/137	4+3 (+10mm)	Bronze	18S3-1237	3-181237	57-94121	57-94121B
ST3	Front/Rear	20x7	4/137	4+3 (+10mm)	Matte Black	20S3-1137	3-201137	57-94121	57-94121B
ST3	Front/Rear	20x7	4/137	4+3 (+10mm)	Bronze	20S3-1237	3-201237	57-94121	57-94121B
ST3	Front/Rear	20x7	4/137	4+3 (+10mm)	Gun Metal Grey	20S3-1537	3-201537	57-94121	57-94121B
ST3	Front/Rear	22x7	4/137	4+3 (+10mm)	Matte Black	22S3-1137	3-221137	57-94121	57-94121B
ST3	Front/Rear	22x7	4/137	4+3 (+10mm)	Bronze	22S3-1237	3-221237	57-94121	57-94121B
ST3	Front/Rear	22x7	4/137	4+3 (+10mm)	Gun Metal Grey	22S3-1537	3-221537	57-94121	57-94121B
ST3	Front/Rear	24x7	4/137	4+3 (+10mm)	Matte Black	24S3-1137	3-241137	57-94121	57-94121B
ST3	Front/Rear	24x7	4/137	4+3 (+10mm)	Gun Metal Grey	24S3-1537	3-241537	57-94121	57-94121B
ST4	Front/Rear	14x7	4/137	4+3 (+10mm)	Gloss Black / Machined	14S3-4137	3-144137	57-94121	57-94121B
ST6	Front/Rear	14x7	4/137	4+3 (+10mm)	Gloss Black / Machined	14S3-6036	3-146036	57-94121	57-94121B
ST6	Front/Rear	14x7	4/137	4+3 (+10mm)	Dark Tint	14S3-6136	3-146136	57-94121	57-94121B
ST7	Front/Rear	24x9	4/137	5+4 (0mm)	Gloss Black	24S3-7137	3-247137	57-94131	57-94131B
ST7	Front/Rear	24x9	4/137	5+4 (0mm)	Gloss Black Milled	24S3-7237	3-247237	57-94131	57-94131B
SB4 Beadlock	Front/Rear	14x7	4/137	4+3 (+15mm)	Matte Black	14S3-3138	3-143138	57-94121	57-94121B
SB4 Beadlock	Front/Rear	14x7	4/137	4+3 (+15mm)	Bronze	14S3-3238	3-143238	57-94121	57-94121B
SB4 Beadlock	Rear	14x10	4/137	5+5 (-5mm)	Matte Black	14S3-31371	3-141371	57-94121	57-94121B
SB4 Beadlock	Front/Rear	15x7	4/137	4+3 (+15mm)	Matte Black	15S3-3138	3-153138	57-94121	57-94121B
SB4 Beadlock	Front/Rear	15x7	4/137	4+3 (+15mm)	Bronze	15S3-3238	3-153238	57-94121	57-94121B
SB4 Beadlock	Rear	15x10	4/137	5+5 (-5mm)	Matte Black	15S3-31371	3-151371	57-94121	57-94121B
SB4 Beadlock	Rear	15x10	4/137	5+5 (-5mm)	Bronze	15S3-32371	3-152371	57	

2024 POPULAR WHEEL APPLICATIONS & REQUIRED LUG NUTS

(continued)

Can-Am Maverick '13-19 Can-Am Maverick Sport '19-24 Can-Am Defender '16-24				Can-Am Commander 800 / 1000 '11-24 Can-Am/Bombardier Outlander 330 / 400 / 500 / 650 / 800 '03-24 Can-Am Renegade 500 / 800 / 1000 '08-24					
MAKE/MODEL	SIZE	BOLT PATTERN	OFFSET	FINISH	SYSTEM-3 PART#	WPS PART#	CHROME LUG NUT	BLACK LUG NUT	
SB7 Beadlock	Front/Rear	14x7	4/137	4+3 (+10mm)	Matte Black	14S3-7536	3-147536	57-94121	57-94121B
SB7 Beadlock	Front/Rear	14x7	4/137	4+3 (+10mm)	Titanium	14S3-7636	3-147636	57-94121	57-94121B
SB7 Beadlock	Front/Rear	15x7	4/137	4+3 (+10mm)	Matte Black	15S3-7536	3-157536	57-94121	57-94121B
SB7 Beadlock	Front/Rear	15x7	4/137	5+2 (+38mm)	Matte Black	15S3-7537	3-157537	57-94121	57-94121B
SB7 Beadlock	Front/Rear	15x7	4/137	4+3 (+10mm)	Titanium	15S3-7636	3-157636	57-94121	57-94121B
SB7 Beadlock	Front/Rear	15x7	4/137	5+2 (+38mm)	Titanium	15S3-7637	3-157637	57-94121	57-94121B
SB7 Beadlock	Front/Rear	15x7	4/137	5+2 (+38mm)	Machined	15S3-7837	3-157837	57-94121	57-94121B
SB7 Beadlock	Rear	15x10	4/137	5+5 (-5mm)	Matte Black	15S3-75371	3-157371	57-94121	57-94121B
SB7 Beadlock	Rear	15x10	4/137	5+5 (-5mm)	Machined	15S3-78371	3-158371	57-94121	57-94121B
SB7 Beadlock	Front/Rear	18x7	4/137	4+3 (+20mm)	Matte Black	18S3-7537	3-187537	57-94121	57-94121B
SB7 Beadlock	Front/Rear	18x7	4/137	4+3 (+20mm)	Titanium	18S3-7637	3-187637	57-94121	57-94121B
SB9 Beadlock	Front/Rear	15x9	4/137	5+4 (+10mm)	Matte Black	15S3-9537	3-159537	57-94121	57-94121B
SB9 Beadlock	Front/Rear	15x9	4/137	5+4 (+10mm)	Gloss Black	15S3-9137	3-159137	57-94121	57-94121B
Polaris RZR Pro-R / Turbo-R '22-24 Polaris Ranger 1500 2024									
MAKE/MODEL	SIZE	BOLT PATTERN	OFFSET	FINISH	SYSTEM-3 PART#	WPS PART#	CHROME LUG NUT	BLACK LUG NUT	
ST7	Front/Rear	24x9	5/4.5	5+4 (0mm)	Gloss Black	24S3-7155	3-247155	57-94131	57-94131B
ST7	Front/Rear	24x9	5/4.5	5+4 (0mm)	Gloss Black Milled	24S3-7255	3-247255	57-94131	57-94131B
SB6 Beadlock	Front/Rear	15x7	5/4.5	4+3 (+10mm)	Matte Black	15S3-6544	3-156544	57-94131	57-94131B
SB6 Beadlock	Front/Rear	15x7	5/4.5	4+3 (+10mm)	Gun Metal Grey	15S3-6644	3-156644	57-94131	57-94131B
SB6 Beadlock	Front/Rear	15x7	5/4.5	6+1 (+50mm)	Matte Black	15S3-6545	3-156545	57-94131	57-94131B
SB6 Beadlock	Front/Rear	15x7	5/4.5	6+1 (+50mm)	Gun Metal Grey	15S3-6645	3-156645	57-94131	57-94131B
SB6 Beadlock	Front/Rear	15x7	5/4.5	6+1 (+50mm)	Machined	15S3-6845	3-156845	57-94131	57-94131B
SB7 Beadlock	Front/Rear	15x7	5/4.5	4+3 (+10mm)	Matte Black	15S3-7544	3-157544	57-94131	57-94131B
SB7 Beadlock	Front/Rear	15x7	5/4.5	4+3 (+10mm)	Titanium	15S3-7644	3-157644	57-94131	57-94131B
SB7 Beadlock	Front/Rear	15x7	5/4.5	6+1 (+50mm)	Matte Black	15S3-7545	3-157545	57-94131	57-94131B
SB7 Beadlock	Front/Rear	15x7	5/4.5	6+1 (+50mm)	Titanium	15S3-7645	3-157645	57-94131	57-94131B
SB7 Beadlock	Front/Rear	15x7	5/4.5	6+1 (+50mm)	Machined	15S3-7845	3-157845	57-94131	57-94131B
SB7 Beadlock	Rear	15x10	5/4.5	5+5 (-5mm)	Matte Black	15S3-75451	3-157451	57-94131	57-94131B
SB7 Beadlock	Rear	15x10	5/4.5	5+5 (-5mm)	Machined	15S3-78451	3-158451	57-94131	57-94131B
SB7 Beadlock	Front/Rear	18x7	5/4.5	4+3 (+20mm)	Matte Black	18S3-7545	3-187545	57-94131	57-94131B
SB7 Beadlock	Front/Rear	18x7	5/4.5	4+3 (+20mm)	Titanium	18S3-7645	3-187645	57-94131	57-94131B
SB8 Beadlock	Front/Rear	15x7	5/4.5	5+2 (+38mm)	Matte Black	15S3-8544	3-158544	57-94131	57-94131B
SB8 Beadlock	Front/Rear	15x7	5/4.5	5+2 (+38mm)	Matte Brushed Grey	15S3-8644	3-158644	57-94131	57-94131B
SB8 Beadlock	Rear	15x10	5/4.5	5+5 (0mm)	Matte Black	15S3-85451	3-1585451	57-94131	57-94131B
SB8 Beadlock	Rear	15x10	5/4.5	5+5 (0mm)	Matte Brushed Grey	15S3-86451	3-1586451	57-94131	57-94131B
SB9 Beadlock	Front/Rear	15x9	5/4.5	5+4 (+10mm)	Matte Black	15S3-9544	3-159544	57-94131	57-94131B
SB9 Beadlock	Front/Rear	15x9	5/4.5	5+4 (+10mm)	Gloss Black	15S3-9144	3-159144	57-94131	57-94131B
Polaris RZR Pro XP '20-24 Polaris RZR XP Turbo-S '18-21 (15-inch & larger diameter wheels only) Polaris RZR RS1 '18-22									
MAKE/MODEL	SIZE	BOLT PATTERN	OFFSET	FINISH	SYSTEM-3 PART#	WPS PART#	CHROME LUG NUT	BLACK LUG NUT	
ST3	Front/Rear	14x7	4/156	5+2 (+30mm)	Machined / Matte Black	14S3-1056	3-141056	57-94131	57-94131B
ST3	Front/Rear	14x7	4/156	5+2 (+30mm)	Matte Black	14S3-1156	3-141156	57-94131	57-94131B
ST3	Front/Rear	14x7	4/156	5+2 (+30mm)	Bronze	14S3-1256	3-141256	57-94131	57-94131B
ST3	Front/Rear	15x7	4/156	5+2 (+40mm)	Matte Black	15S3-1156	3-151156	57-94131	57-94131B
ST3	Front/Rear	15x7	4/156	5+2 (+40mm)	Bronze	15S3-1256	3-151256	57-94131	57-94131B
ST3	Front/Rear	18x7	4/156	4+3 (+10mm)	Matte Black	18S3-1156	3-181156	57-94131	57-94131B
ST3	Front/Rear	18x7	4/156	4+3 (+10mm)	Bronze	18S3-1256	3-181256	57-94131	57-94131B
ST3	Front/Rear	20x7	4/156	4+3 (+10mm)	Matte Black	20S3-1156	3-201156	57-94131	57-94131B
ST3	Front/Rear	20x7	4/156	4+3 (+10mm)	Bronze	20S3-1256	3-201256	57-94131	57-94131B

2024 POPULAR WHEEL APPLICATIONS & REQUIRED LUG NUTS

Polaris RZR Pro XP '20-24 Polaris RZR XP Turbo-S '18-21 (15-inch & larger diameter wheels only) Polaris RZR RS1 '18-22				Polaris RZR XP Turbo '16-22 Polaris RZR XP 1000 '14-24					
MAKE/MODEL	SIZE	BOLT PATTERN	OFFSET	FINISH	SYSTEM-3 PART#	WPS PART#	CHROME LUG NUT	BLACK LUG NUT	
ST3	Front/Rear	20x7	4/156	4+3 (+10mm)	Gun Metal Grey	20S3-1556	3-201556	57-94131	57-94131B
ST3	Front/Rear	22x7	4/156	4+3 (+10mm)	Matte Black	22S3-1156	3-221156	57-94131	57-94131B
ST3	Front/Rear	22x7	4/156	4+3 (+10mm)	Gun Metal Grey	22S3-1556	3-221556	57-94131	57-94131B
ST3	Front/Rear	24x7	4/156	4+3 (+10mm)	Matte Black	24S3-1156	3-241156	57-94131	57-94131B
ST3	Front/Rear	24x7	4/156	4+3 (+10mm)	Gun Metal Grey	24S3-1556	3-241556	57-94131	57-94131B
ST4	Front/Rear	14x7	4/156	4+3 (+10mm)	Gloss Black / Machined	14S3-4156	3-144156	57-94131	57-94131B
ST6	Front/Rear	14x7	4/156	4+3 (+10mm)	Gloss Black / Machined	14S3-6055	3-146055	57-94131	57-94131B
ST6	Front/Rear	14x7	4/156	4+3 (+10mm)	Dark Tint	14S3-6155	3-146155	57-94131	57-94131B
ST7	Front/Rear	24x9	4/156	5+4 (0mm)	Gloss Black	24S3-7156	3-247156	57-94131	57-94131B
ST7	Front/Rear	24x9	4/156	5+4 (0mm)	Gloss Black Milled	24S3-7256	3-247256	57-94131	57-94131B
SB4 Beadlock	Front/Rear	14x7	4/156	6+1 (+45mm)	Matte Black	14S3-3156	3-143156	57-94131	57-94131B
SB4 Beadlock	Front/Rear	14x7	4/156	4+3 (+15mm)	Matte Black	14S3-3157	3-143157	57-94131	57-94131B
SB4 Beadlock	Front/Rear	14x7	4/156	6+1 (+45mm)	Bronze	14S3-3256	3-143256	57-94131	57-94131B
SB4 Beadlock	Front/Rear	14x7	4/156	4+3 (+15mm)	Bronze	14S3-3257	3-143257	57-94131	57-94131B
SB4 Beadlock	Rear	14x10	4/156	5+5 (-5mm)	Matte Black	14S3-31561	3-141561	57-94131	57-94131B
SB4 Beadlock	Front/Rear	15x7	4/156	6+1 (+45mm)	Matte Black	15S3-3156	3-153156	57-94131	57-94131B
SB4 Beadlock	Front/Rear	15x7	4/156	4+3 (+15mm)	Matte Black	15S3-3157	3-153157	57-94131	57-94131B
SB4 Beadlock	Front/Rear	15x7	4/156	6+1 (+45mm)	Bronze	15S3-3256	3-153256	57-94131	57-94131B
SB4 Beadlock	Rear	15x10	4/156	5+5 (-5mm)	Matte Black	15S3-31561	3-151561	57-94131	57-94131B
SB4 Beadlock	Rear	15x10	4/156	5+5 (-5mm)	Bronze	15S3-32561	3-152561	57-94131	57-94131B
SB5 Beadlock	Front/Rear	14x7	4/156	5+2 (+38mm)	Matte Black	14S3-5556	3-145556	57-94131	57-94131B
SB5 Beadlock	Front/Rear	14x7	4/156	5+2 (+38mm)	Gun Metal Grey	14S3-5656	3-145656	57-94131	57-94131B
SB5 Beadlock	Front/Rear	15x7	4/156	5+2 (+38mm)	Matte Black	15S3-5556	3-155556	57-94131	57-94131B
SB5 Beadlock	Front/Rear	15x7	4/156	5+2 (+38mm)	Gun Metal Grey	15S3-5656	3-155656	57-94131	57-94131B
SB5 Beadlock	Rear	15x10	4/156	5+5 (-5mm)	Matte Black	15S3-55561	3-155561	57-94131	57-94131B
SB5 Beadlock	Rear	15x10	4/156	5+5 (-5mm)	Gun Metal Grey	15S3-56561	3-156561	57-94131	57-94131B
SB6 Beadlock	Front/Rear	15x7	4/156	4+3 (+10mm)	Matte Black	15S3-6555	3-156555	57-94131	57-94131B
SB6 Beadlock	Front/Rear	15x7	4/156	5+2 (+38mm)	Matte Black	15S3-6556	3-156556	57-94131	57-94131B
SB6 Beadlock	Front/Rear	15x7	4/156	6+1 (+45mm)	Matte Black	15S3-6557	3-156557	57-94131	57-94131B
SB6 Beadlock	Front/Rear	15x7	4/156	4+3 (+10mm)	Gun Metal Grey	15S3-6655	3-156655	57-94131	57-94131B
SB6 Beadlock	Front/Rear	15x7	4/156	5+2 (+38mm)	Gun Metal Grey	15S3-6656	3-156656	57-94131	57-94131B
SB6 Beadlock	Front/Rear	15x7	4/156	6+1 (+45mm)	Gun Metal Grey	15S3-6657	3-156657	57-94131	57-94131B
SB6 Beadlock	Front/Rear	15x7	4/156	6+1 (+45mm)	Machined	15S3-6857	3-156857	57-94131	57-94131B
SB7 Beadlock	Front/Rear	14x7	4/156	4+3 (+10mm)	Matte Black	14S3-7555	3-147555	57-94131	57-94131B
SB7 Beadlock	Front/Rear	14x7	4/156	4+3 (+10mm)	Titanium	14S3-7655	3-147655	57-94131	57-94131B
SB7 Beadlock	Front/Rear	15x7	4/156	4+3 (+10mm)	Matte Black	15S3-7555	3-157555	57-94131	57-94131B
SB7 Beadlock	Front/Rear	15x7	4/156	5+2 (+38mm)	Matte Black	15S3-7556	3-157556	57-94131	57-94131B
SB7 Beadlock	Front/Rear	15x7	4/156	6+1 (+45mm)	Matte Black	15S3-7557	3-157557	57-94131	57-94131B
SB7 Beadlock	Front/Rear	15x7	4/156	4+3 (+10mm)	Titanium	15S3-7655	3-157655	57-94131	57-94131B
SB7 Beadlock	Front/Rear	15x7	4/156	5+2 (+38mm)	Titanium	15S3-7656	3-157656	57-94131	57-94131B
SB7 Beadlock	Front/Rear	15x7	4/156	6+1 (+45mm)	Titanium	15S3-7657	3-157657	57-94131	57-94131B
SB7 Beadlock	Front/Rear	15x7	4/156	5+2 (+38mm)	Machined	15S3-7856	3-157856	57-94131	57-94131B
SB7 Beadlock	Front/Rear	15x7	4/156	6+1 (+45mm)	Machined	15S3-7857	3-157857	57-94131	57-94131B
SB7 Beadlock	Rear	15x10	4/156	5+5 (-5mm)	Matte Black	15S3-75561	3-157561	57-94131	57-94131B
SB7 Beadlock	Rear	15x10	4/156	5+5 (-5mm)	Machined	15S3-78561	3-158561	57-94131	57-94131B
SB7 Beadlock	Front/Rear	18x7	4/156	4+3 (+20mm)	Matte Black	18S3-7556	3-187556	57-94131	57-94131B
SB7 Beadlock	Front/Rear	18x7	4/156	4+3 (+20mm)	Titanium	18S3-7656	3-187656	57-94131	57-94131B
SB9 Beadlock	Front/Rear	15x9	4/156	5+4 (+10mm)	Matte Black	15S3-9556	3-159556	57-94131	57-94131B
SB9 Beadlock	Front/Rear	15x9	4/156	5+4 (+10mm)	Gloss Black	15S3-9156	3-159156	57-94131	57-94131B

2024 POPULAR WHEEL APPLICATIONS & REQUIRED LUG NUTS

2024 POPULAR WHEEL APPLICATIONS & REQUIRED LUG NUTS

Polaris RZR 900 '15-22		Polaris General 1000 EPS '16-24		Polaris Ranger XP 1000 '18-24					
Polaris RZR 900 Trail '15-24		Polaris Ranger XP 900 '13-19							
MAKE/MODEL	SIZE	BOLT PATTERN	OFFSET	FINISH	SYSTEM-3 PART#	WPS PART#	CHROME LUG NUT	BLACK LUG NUT	
ST3	Front/Rear	14x7	4/156	5+2 (+30mm)	Machined / Matte Black	14S3-1056	3-141056	57-94131	57-94131B
ST3	Front/Rear	14x7	4/156	5+2 (+30mm)	Matte Black	14S3-1156	3-141156	57-94131	57-94131B
ST3	Front/Rear	14x7	4/156	5+2 (+30mm)	Bronze	14S3-1256	3-141256	57-94131	57-94131B
ST3	Front/Rear	18x7	4/156	4+3 (+10mm)	Matte Black	18S3-1156	3-181156	57-94131	57-94131B
ST3	Front/Rear	18x7	4/156	4+3 (+10mm)	Bronze	18S3-1256	3-181256	57-94131	57-94131B
ST3	Front/Rear	20x7	4/156	4+3 (+10mm)	Matte Black	20S3-1156	3-201156	57-94131	57-94131B
ST3	Front/Rear	20x7	4/156	4+3 (+10mm)	Bronze	20S3-1256	3-201256	57-94131	57-94131B
ST3	Front/Rear	20x7	4/156	4+3 (+10mm)	Gun Metal Grey	20S3-1556	3-201556	57-94131	57-94131B
ST3	Front/Rear	22x7	4/156	4+3 (+10mm)	Matte Black	22S3-1156	3-221156	57-94131	57-94131B
ST3	Front/Rear	22x7	4/156	4+3 (+10mm)	Gun Metal Grey	22S3-1556	3-221556	57-94131	57-94131B
ST3	Front/Rear	24x7	4/156	4+3 (+10mm)	Matte Black	24S3-1156	3-241156	57-94131	57-94131B
ST3	Front/Rear	24x7	4/156	4+3 (+10mm)	Gun Metal Grey	24S3-1556	3-241556	57-94131	57-94131B
ST4	Front/Rear	14x7	4/156	4+3 (+10mm)	Gloss Black / Machined	14S3-4156	3-144156	57-94131	57-94131B
ST6	Front/Rear	14x7	4/156	4+3 (+10mm)	Gloss Black / Machined	14S3-6055	3-146055	57-94131	57-94131B
ST6	Front/Rear	14x7	4/156	4+3 (+10mm)	Dark Tint	14S3-6155	3-146155	57-94131	57-94131B
ST7	Front/Rear	24x9	4/156	5+4 (0mm)	Gloss Black	24S3-7156	3-247156	57-94131	57-94131B
ST7	Front/Rear	24x9	4/156	5+4 (0mm)	Gloss Black Milled	24S3-7256	3-247256	57-94131	57-94131B
SB4 Beadlock	Front/Rear	14x7	4/156	4+3 (+15mm)	Matte Black	14S3-3157	3-143157	57-94131	57-94131B
SB4 Beadlock	Front/Rear	14x7	4/156	4+3 (+15mm)	Bronze	14S3-3257	3-143257	57-94131	57-94131B
SB4 Beadlock	Rear	14x10	4/156	5+5 (-5mm)	Matte Black	14S3-31561	3-141561	57-94131	57-94131B
SB4 Beadlock	Front/Rear	15x7	4/156	4+3 (+15mm)	Matte Black	15S3-3157	3-153157	57-94131	57-94131B
SB5 Beadlock	Front/Rear	14x7	4/156	5+2 (+38mm)	Matte Black	14S3-5556	3-145556	57-94131	57-94131B
SB5 Beadlock	Front/Rear	14x7	4/156	5+2 (+38mm)	Gun Metal Grey	14S3-5656	3-145656	57-94131	57-94131B
SB5 Beadlock	Front/Rear	15x7	4/156	5+2 (+38mm)	Matte Black	15S3-5556	3-155556	57-94131	57-94131B
SB5 Beadlock	Front/Rear	15x7	4/156	5+2 (+38mm)	Gun Metal Grey	15S3-5656	3-155656	57-94131	57-94131B
SB5 Beadlock	Rear	15x10	4/156	5+5 (-5mm)	Matte Black	15S3-55561	3-155561	57-94131	57-94131B
SB5 Beadlock	Rear	15x10	4/156	5+5 (-5mm)	Gun Metal Grey	15S3-56561	3-156561	57-94131	57-94131B
SB6 Beadlock	Front/Rear	15x7	4/156	4+3 (+10mm)	Matte Black	15S3-6555	3-156555	57-94131	57-94131B
SB6 Beadlock	Front/Rear	15x7	4/156	5+2 (+38mm)	Matte Black	15S3-6556	3-156556	57-94131	57-94131B
SB6 Beadlock	Front/Rear	15x7	4/156	4+3 (+10mm)	Gun Metal Grey	15S3-6655	3-156655	57-94131	57-94131B
SB6 Beadlock	Front/Rear	15x7	4/156	5+2 (+38mm)	Gun Metal Grey	15S3-6656	3-156656	57-94131	57-94131B
SB7 Beadlock	Front/Rear	14x7	4/156	4+3 (+10mm)	Matte Black	14S3-7555	3-147555	57-94131	57-94131B
SB7 Beadlock	Front/Rear	14x7	4/156	4+3 (+10mm)	Titanium	14S3-7655	3-147655	57-94131	57-94131B
SB7 Beadlock	Front/Rear	15x7	4/156	4+3 (+10mm)	Matte Black	15S3-7555	3-157555	57-94131	57-94131B
SB7 Beadlock	Front/Rear	15x7	4/156	5+2 (+38mm)	Matte Black	15S3-7556	3-157556	57-94131	57-94131B
SB7 Beadlock	Front/Rear	15x7	4/156	4+3 (+10mm)	Titanium	15S3-7655	3-157655	57-94131	57-94131B
SB7 Beadlock	Front/Rear	15x7	4/156	5+2 (+38mm)	Titanium	15S3-7656	3-157656	57-94131	57-94131B
SB7 Beadlock	Front/Rear	15x7	4/156	5+2 (+38mm)	Machined	15S3-7856	3-157856	57-94131	57-94131B
SB7 Beadlock	Rear	15x10	4/156	5+5 (-5mm)	Matte Black	15S3-75561	3-157561	57-94131	57-94131B
SB7 Beadlock	Rear	15x10	4/156	5+5 (-5mm)	Machined	15S3-78561	3-158561	57-94131	57-94131B
SB7 Beadlock	Front/Rear	18x7	4/156	4+3 (+20mm)	Matte Black	18S3-7556	3-187556	57-94131	57-94131B
SB7 Beadlock	Front/Rear	18x7	4/156	4+3 (+20mm)	Titanium	18S3-7656	3-187656	57-94131	57-94131B
SB9 Beadlock	Front/Rear	15x9	4/156	5+4 (+10mm)	Matte Black	15S3-9556	3-159556	57-94131	57-94131B
SB9 Beadlock	Front/Rear	15x9	4/156	5+4 (+10mm)	Gloss Black	15S3-9156	3-159156	57-94131	57-94131B
Polaris Sportsman XP 550 '09-18		Polaris Sportsman XP 1000 '15-24		Polaris Sportman XP 850 / XP 1000 '14-24					
MAKE/MODEL	SIZE	BOLT PATTERN	OFFSET	FINISH	SYSTEM-3 PART#	WPS PART#	CHROME LUG NUT	BLACK LUG NUT	
ST3	Front/Rear	14x7	4/156	5+2 (+30mm)	Machined / Matte Black	14S3-1056	3-141056	57-94121	57-94121B
ST3	Front/Rear	14x7	4/156	5+2 (+30mm)	Matte Black	14S3-1156	3-141156	57-94121	57-94121B
ST3	Front/Rear	14x7	4/156	5+2 (+30mm)	Bronze	14S3-1256	3-141256	57-94121	57-94121B
ST4	Front/Rear	14x7	4/156	4+3 (+10mm)	Gloss Black / Machined	14S3-4156	3-144156	57-94121	57-94121B
ST6	Front/Rear	14x7	4/156	4+3 (+10mm)	Gloss Black / Machined	14S3-6055	3-146055	57-94121	57-94121B
ST6	Front/Rear	14x7	4/156	4+3 (+10mm)	Dark Tint	14S3-6155	3-146155	57-94121	57-94121B
ST7	Front/Rear	24x9	4/156	5+4 (0mm)	Gloss Black	24S3-7156	3-247156	57-94121	57-94121B
ST7	Front/Rear	24x9	4/156	5+4 (0mm)	Gloss Black Milled	24S3-7256	3-247256	57-94121	57-94121B
SB4 Beadlock	Front/Rear	14x7	4/156	4+3 (+15mm)	Matte Black	14S3-3157	3-143157	57-94121	57-94121B
SB4 Beadlock	Front/Rear	14x7	4/156	4+3 (+15mm)	Bronze	14S3-3257	3-143257	57-94121	57-94121B
SB4 Beadlock	Rear	14x10	4/156	5+5 (-5mm)	Matte Black	14S3-31561	3-141561	57-94121	57-94121B
SB4 Beadlock	Front/Rear	15x7	4/156	4+3 (+15mm)	Matte Black	15S3-3157	3-153157	57-94121	57-94121B
SB4 Beadlock	Rear	15x10	4/156	5+5 (-5mm)	Matte Black	15S3-31561	3-151561	57-94121	57-94121B
SB4 Beadlock	Rear	15x10	4/156	5+5 (-5mm)	Bronze	15S3-32561	3-152561	57-94121	57-94121B
SB5 Beadlock	Front/Rear	14x7	4/156	5+2 (+38mm)	Matte Black	14S3-5556	3-145556	57-94121	57-94121B
SB5 Beadlock	Front/Rear	14x7	4/156	5+2 (+38mm)	Gun Metal Grey	14S3-5656	3-145656	57-94121	57-94121B

Polaris Sportsman XP 550 '09-18		Polaris Sportsman XP 1000 '15-24		Polaris Sportman XP 850 / XP 1000 '14-24					
MAKE/MODEL	SIZE	BOLT PATTERN	OFFSET	FINISH	SYSTEM-3 PART#	WPS PART#	CHROME LUG NUT	BLACK LUG NUT	
ST6	Front/Rear	14x7	4/156	4+3 (+10mm)	Dark Tint	14S3-6155	3-146155	57-94121	57-94121B
SB4 Beadlock	Front/Rear	14x7	4/156	4+3 (+15mm)	Matte Black	14S3-3157	3-143157	57-94121	57-94121B
SB4 Beadlock	Front/Rear	14x7	4/156	4+3 (+15mm)	Bronze	14S3-3257	3-143257	57-94121	57-94121B
SB4 Beadlock	Front/Rear	15x7	4/156	4+3 (+15mm)	Matte Black	15S3-3157	3-153157	57-94121	57-94121B
SB5 Beadlock	Front/Rear	14x7	4/156	5+2 (+38mm)	Matte Black	14S3-5556	3-145556	57-94121	57-94121B
SB5 Beadlock	Front/Rear	14x7	4/156	5+2 (+38mm)	Gun Metal Grey	14S3-5656	3-145656	57-94121	57-94121B
SB5 Beadlock	Front/Rear	15x7	4/156	5+2 (+38mm)	Matte Black	15S3-5556	3-155556	57-94121	57-94121B
SB5 Beadlock	Front/Rear	15x7	4/156	5+2 (+38mm)	Gun Metal Grey	15S3-5656	3-155656	57-94121	57-94121B
SB6 Beadlock	Front/Rear	15x7	4/156	4+3 (+10mm)	Matte Black	15S3-6555	3-156555	57-94121	57-94121B
SB6 Beadlock	Front/Rear	15x7	4/156	5+2 (+38mm)	Matte Black	15S3-6556	3-156556	57-94121	57-94121B
SB6 Beadlock	Front/Rear	15x7	4/156	4+3 (+10mm)	Gun Metal Grey	15S3-6655	3-156655	57-94121	57-94121B
SB6 Beadlock	Front/Rear	15x7	4/156	5+2 (+38mm)	Gun Metal Grey	15S3-6656	3-156656	57-94121	57-94121B
SB7 Beadlock	Front/Rear	14x7	4/156	4+3 (+10mm)	Matte Black	14S3-7555	3-147555	57-94121	57-94121B
SB7 Beadlock	Front/Rear	14x7	4/156	4+3 (+10mm)	Titanium	14S3-7655	3-147655	57-94121	57-94121B
SB7 Beadlock	Front/Rear	15x7	4/156	4+3 (+10mm)	Matte Black	15S3-7555	3-157555	57-94121	57-94121B
SB7 Beadlock	Front/Rear	15x7	4/156	5+2 (+38mm)	Matte Black	15S3-7556	3-157556	57-94121	57-94121B
SB7 Beadlock	Front/Rear	15x7	4/156	5+2 (+38mm)	Titanium	15S3-7655	3-157655	57-94121	57-94121B
SB7 Beadlock	Front/Rear	15x7	4/156	5+2 (+38mm)	Titanium	15S3-7656	3-157656	57-94121	57-94121B
SB7 Beadlock	Front/Rear	18x7	4/156	4+3 (+20mm)	Machined	15S3-7856	3-157856	57-94121	57-94121B
SB7 Beadlock	Front/Rear	18x7	4/156	4+3 (+20mm)	Titanium	18S3-7656	3-187656	57-94121	57-94121B
SB9 Beadlock	Front/Rear	15x9	4/156	5+4 (+10mm)	Matte Black	15S3-9556	3-159556	57-94121	57-94121B
SB9 Beadlock	Front/Rear	15x9	4/156	5+4 (+10mm)	Gloss Black	15S3-9156	3-159156	57-94121	57-94121B
Polaris RZR 570 '14-15		Polaris Ranger 4x4 '03-17							
Polaris RZR 800 / XP 900 '08-14									
MAKE/MODEL	SIZE	BOLT PATTERN	OFFSET	FINISH	SYSTEM-3 PART#	WPS PART#	CHROME LUG NUT	BLACK LUG NUT	
ST3	Front/Rear	14x7	4/156	5+2 (+30mm)	Machined / Matte Black	14S3-1056	3-141056	57-9419B	57-9419B
ST3	Front/Rear	14x7	4/156	5+2 (+30mm)	Matte Black	14S3-1156	3-141156	57-9419B	57-9419B
ST3	Front/Rear	14x7	4/156	5+2 (+30mm)	Bronze	14S3-1256	3-141256	57-9419B	57-9419B
ST3	Front/Rear	18x7	4/156	4+3 (+10mm)	Matte Black	18S3-1156	3-181156	57-9419B	57-9419B
ST3	Front/Rear	18x7	4/156	4+3 (+10mm)	Bronze	18S3-1256	3-181256	57-9419B	57-9419B
ST3	Front/Rear	20x7	4/156	4+3 (+10mm)	Matte Black	20S3-1156	3-201156	57-9419B	57-9419B
ST3	Front/Rear	20x7	4/156	4+3 (+10mm)	Bronze	20S3-1256	3-201256	57-9419B	57-9419B
ST3	Front/Rear	20x7	4/156	4+3 (+10mm)	Gun Metal Grey	20S3-1556	3-201556	57-9419B	57-9419B
ST3	Front/Rear	22x7	4/156	4+3 (+10mm)	Matte Black	22S3-1156	3-221156	57-9419B	57-9419B
ST3	Front/Rear	22x7	4/156	4+3 (+10mm)	Gun Metal Grey	22S3-1556	3-221556	57-9419B	57-9419B
ST3	Front/Rear	24x7	4/156	4+3 (+10mm)	Matte Black	24S3-1156	3-241156	57-9419B	57-9419B
ST3	Front/Rear	24x7	4/156	4+3 (+10mm)	Gun Metal Grey	24S3-1556	3-241556	57-9419B	57-9419B
ST4	Front/Rear	14x7	4/156	4+3 (+10mm)	Gloss Black / Machined	14S3-4156	3-144156	57-9419B	57-9419B
ST6	Front/Rear	14x7	4/156	4+3 (+10mm)	Gloss Black / Machined	14S3-6055	3-146055	57-9419B	57-9419B
ST6	Front/Rear	14x7	4/156	4+3 (+10mm)	Dark Tint	14S3-6155	3-146155	57-9419B	57-9419B
ST7	Front/Rear	24x9	4/156	5+4 (0mm)	Gloss Black	24S3-7156	3-247156	57-9419B	57-9419B
ST7	Front/Rear	24x9	4/156	5+4 (0mm)	Gloss Black Milled	24S3-7256	3-247256	57-9419B	57-9419B
SB4 Beadlock	Front/Rear	14x7	4/156	4+3					

2024 POPULAR WHEEL APPLICATIONS & REQUIRED LUG NUTS

2024 POPULAR WHEEL APPLICATIONS & REQUIRED LUG NUTS

(continued)

Polaris RZR 570 '14-15 Polaris RZR 800 / XP 900 '08-14					Polaris Ranger 4x4 '03-17				
MAKE/MODEL	SIZE	BOLT PATTERN	OFFSET	FINISH	SYSTEM-3 PART#	WPS PART#	CHROME LUG NUT	BLACK LUG NUT	
SB5 Beadlock	Front/Rear	15x7	4/156	5+2 (+38mm)	Matte Black	15S3-5556	3-155556	57-9419	57-9419B
SB5 Beadlock	Front/Rear	15x7	4/156	5+2 (+38mm)	Gun Metal Grey	15S3-5656	3-155656	57-9419	57-9419B
SB5 Beadlock	Rear	15x10	4/156	5+5 (-5mm)	Matte Black	15S3-55561	3-155561	57-9419	57-9419B
SB5 Beadlock	Rear	15x10	4/156	5+5 (-5mm)	Gun Metal Grey	15S3-56561	3-155661	57-9419	57-9419B
SB6 Beadlock	Front/Rear	15x7	4/156	4+3 (+10mm)	Matte Black	15S3-6555	3-156555	57-9419	57-9419B
SB6 Beadlock	Front/Rear	15x7	4/156	5+2 (+38mm)	Matte Black	15S3-6556	3-156556	57-9419	57-9419B
SB6 Beadlock	Front/Rear	15x7	4/156	4+3 (+10mm)	Gun Metal Grey	15S3-6655	3-156655	57-9419	57-9419B
SB6 Beadlock	Front/Rear	15x7	4/156	5+2 (+38mm)	Gun Metal Grey	15S3-6656	3-156656	57-9419	57-9419B
SB7 Beadlock	Front/Rear	14x7	4/156	4+3 (+10mm)	Matte Black	14S3-7555	3-147555	57-9419	57-9419B
SB7 Beadlock	Front/Rear	14x7	4/156	4+3 (+10mm)	Titanium	14S3-7655	3-147655	57-9419	57-9419B
SB7 Beadlock	Front/Rear	15x7	4/156	4+3 (+10mm)	Matte Black	15S3-7555	3-157555	57-9419	57-9419B
SB7 Beadlock	Front/Rear	15x7	4/156	5+2 (+38mm)	Matte Black	15S3-7556	3-157556	57-9419	57-9419B
SB7 Beadlock	Front/Rear	15x7	4/156	4+3 (+10mm)	Titanium	15S3-7655	3-157655	57-9419	57-9419B
SB7 Beadlock	Front/Rear	15x7	4/156	5+2 (+38mm)	Titanium	15S3-7656	3-157656	57-9419	57-9419B
SB7 Beadlock	Front/Rear	15x7	4/156	5+2 (+38mm)	Machined	15S3-7856	3-157856	57-9419	57-9419B
SB7 Beadlock	Rear	15x10	4/156	5+5 (-5mm)	Matte Black	15S3-75561	3-157561	57-9419	57-9419B
SB7 Beadlock	Rear	15x10	4/156	5+5 (-5mm)	Machined	15S3-78561	3-1578561	57-9419	57-9419B
SB7 Beadlock	Front/Rear	18x7	4/156	4+3 (+20mm)	Matte Black	18S3-7556	3-187556	57-9419	57-9419B
SB7 Beadlock	Front/Rear	18x7	4/156	4+3 (+20mm)	Titanium	18S3-7656	3-187656	57-9419	57-9419B
SB9 Beadlock	Front/Rear	15x9	4/156	5+4 (+10mm)	Matte Black	15S3-9556	3-159556	57-9419	57-9419B
SB9 Beadlock	Front/Rear	15x9	4/156	5+4 (+10mm)	Gloss Black	15S3-9156	3-159156	57-9419	57-9419B

Honda Talon '19-24									
MAKE/MODEL	SIZE	BOLT PATTERN	OFFSET	FINISH	SYSTEM-3 PART#	WPS PART#	CHROME LUG NUT	BLACK LUG NUT	
ST3	Front/Rear	15x7	4/137	5+2 (+40mm)	Matte Black	15S3-1137	3-151137	57-94131	57-94131B
ST3	Front/Rear	15x7	4/137	5+2 (+40mm)	Bronze	15S3-1237	3-151237	57-94131	57-94131B
ST3	Front/Rear	18x7	4/137	4+3 (+10mm)	Matte Black	18S3-1137	3-181137	57-94131	57-94131B
ST3	Front/Rear	18x7	4/137	4+3 (+10mm)	Bronze	18S3-1237	3-181237	57-94131	57-94131B
ST3	Front/Rear	20x7	4/137	4+3 (+10mm)	Matte Black	20S3-1137	3-201137	57-94131	57-94131B
ST3	Front/Rear	20x7	4/137	4+3 (+10mm)	Bronze	20S3-1237	3-201237	57-94131	57-94131B
ST3	Front/Rear	20x7	4/137	4+3 (+10mm)	Gun Metal Grey	20S3-1537	3-201537	57-94131	57-94131B
ST3	Front/Rear	22x7	4/137	4+3 (+10mm)	Matte Black	22S3-1137	3-221137	57-94131	57-94131B
ST3	Front/Rear	22x7	4/137	4+3 (+10mm)	Gun Metal Grey	22S3-1537	3-221537	57-94131	57-94131B
ST3	Front/Rear	24x7	4/137	4+3 (+10mm)	Matte Black	24S3-1137	3-241137	57-94131	57-94131B
ST3	Front/Rear	24x7	4/137	4+3 (+10mm)	Gun Metal Grey	24S3-1537	3-241537	57-94131	57-94131B
ST7	Front/Rear	24x9	4/137	5+4 (0mm)	Gloss Black	24S3-7137	3-247137	57-94131	57-94131B
ST7	Front/Rear	24x9	4/137	5+4 (0mm)	Gloss Black Milled	24S3-7237	3-247237	57-94131	57-94131B
SB4 Beadlock	Front	15x7	4/137	6+1 (+45mm)	Matte Black	15S3-3137	3-153137	57-94131	57-94131B
SB4 Beadlock	Front/Rear	15x7	4/137	4+3 (+15mm)	Matte Black	15S3-3138	3-153138	57-94131	57-94131B
SB4 Beadlock	Front	15x7	4/137	6+1 (+45mm)	Bronze	15S3-3237	3-153237	57-94131	57-94131B
SB4 Beadlock	Front/Rear	15x7	4/137	4+3 (+15mm)	Bronze	15S3-3238	3-153238	57-94131	57-94131B
SB4 Beadlock	Rear	15x10	4/137	5+5 (-5mm)	Matte Black	15S3-31371	3-151371	57-94131	57-94131B
SB4 Beadlock	Rear	15x10	4/137	5+5 (-5mm)	Bronze	15S3-32371	3-152371	57-94131	57-94131B
SB5 Beadlock	Front/Rear	15x7	4/137	5+2 (+38mm)	Matte Black	15S3-5537	3-155537	57-94131	57-94131B
SB5 Beadlock	Front/Rear	15x7	4/137	5+2 (+38mm)	Gun Metal Grey	15S3-5637	3-155637	57-94131	57-94131B
SB5 Beadlock	Rear	15x10	4/137	5+5 (-5mm)	Matte Black	15S3-55371	3-155371	57-94131	57-94131B
SB5 Beadlock	Rear	15x10	4/137	5+5 (-5mm)	Gun Metal Grey	15S3-56371	3-156371	57-94131	57-94131B
SB6 Beadlock	Front/Rear	15x7	4/137	4+3 (+10mm)	Matte Black	15S3-6536	3-156536	57-94131	57-94131B
SB6 Beadlock	Front/Rear	15x7	4/137	5+2 (+38mm)	Matte Black	15S3-6537	3-156537	57-94131	57-94131B
SB6 Beadlock	Front/Rear	15x7	4/137	6+1 (+45mm)	Matte Black	15S3-6538	3-156538	57-94131	57-94131B
SB6 Beadlock	Front/Rear	15x7	4/137	4+3 (+10mm)	Gun Metal Grey	15S3-6636	3-156636	57-94131	57-94131B
SB6 Beadlock	Front/Rear	15x7	4/137	5+2 (+38mm)	Gun Metal Grey	15S3-6637	3-156637	57-94131	57-94131B
SB6 Beadlock	Front	15x7	4/137	6+1 (+45mm)	Gun Metal Grey	15S3-6638	3-156638	57-94131	57-94131B

Honda Talon '19-24									
MAKE/MODEL	SIZE	BOLT PATTERN	OFFSET	FINISH	SYSTEM-3 PART#	WPS PART#	CHROME LUG NUT	BLACK LUG NUT	
SB6 Beadlock	Front	15x7	4/137	6+1 (+45mm)	Machined	15S3-6838	3-156838	57-94131	57-94131B
SB7 Beadlock	Front/Rear	15x7	4/137	4+3 (+10mm)	Matte Black	15S3-7536	3-157536	57-94131	57-94131B
SB7 Beadlock	Front/Rear	15x7	4/137	5+2 (+38mm)	Matte Black	15S3-7537	3-157537	57-94131	57-94131B
SB7 Beadlock	Front	15x7	4/137	6+1 (+45mm)	Matte Black	15S3-7538	3-157538	57-94131	57-94131B
SB7 Beadlock	Front/Rear	15x7	4/137	4+3 (+10mm)	Titanium	15S3-7636	3-157636	57-94131	57-94131B
SB7 Beadlock	Front/Rear	15x7	4/137	5+2 (+38mm)	Titanium	15S3-7637	3-157637	57-94131	57-94131B
SB7 Beadlock	Front	15x7	4/137	6+1 (+45mm)	Titanium	15S3-7638	3-157638	57-94131	57-94131B
SB7 Beadlock	Front/Rear	15x7	4/137	5+2 (+38mm)	Machined	15S3-7837	3-157837	57-94131	57-94131B
SB7 Beadlock	Front	15x7	4/137	6+1 (+45mm)	Machined	15S3-7838	3-157838	57-94131	57-94131B
SB7 Beadlock	Rear	15x10	4/137	5+5 (-5mm)	Matte Black	15S3-75371	3-157371	57-94131	57-94131B
SB7 Beadlock	Rear	15x10	4/137	5+5 (-5mm)	Machined	15S3-78371	3-158371	57-94131	57-94131B
SB7 Beadlock	Front/Rear	18x7	4/137	4+3 (+20mm)	Matte Black	18S3-7537	3-187537	57-94131	57-94131B
SB7 Beadlock	Front/Rear	18x7	4/137	4+3 (+20mm)	Titanium	18S3-7637	3-187637	57-94131	57-94131B
SB9 Beadlock	Front/Rear	15x9	4/137	5+4 (+10mm)	Matte Black	15S3-9537	3-159537	57-94131	57-94131B
SB9 Beadlock	Front/Rear	15x9	4/137	5+4 (+10mm)	Gloss Black	15S3-9137	3-159137	57-94131	57-94131B

Honda Pioneer 1000 '15-24									
MAKE/MODEL	SIZE	BOLT PATTERN	OFFSET	FINISH	SYSTEM-3 PART#	WPS PART#	CHROME LUG NUT	BLACK LUG NUT	
ST3	Front/Rear	14x7	4/137	5+2 (+30mm)	Machined / Matte Black	14S3-1037	3-141037	57-94131	57-94131B
ST3	Front/Rear	14x7	4/137	5+2 (+30mm)	Matte Black	14S3-1137	3-141137	57-94131	57-94131B
ST3	Front/Rear	14x7	4/137	5+2 (+30mm)	Bronze	14S3-1237	3-141237	57-94131	57-94131B
ST3	Front/Rear	15x7	4/137	5+2 (+40mm)	Matte Black	15S3-1137	3-151137	57-94131	57-94131B
ST3	Front/Rear	15x7	4/137	5+2 (+40mm)	Bronze	15S3-1237	3-151237	57-94131	57-94131B
ST3	Front/Rear	18x7	4/137	4+3 (+10mm)	Matte Black	18S3-1137	3-181137	57-94131	57-94131B
ST3	Front/Rear	18x7	4/137	4+3 (+10mm)	Bronze	18S3-1237	3-181237	57-94131	57-94131B
ST3	Front/Rear	20x7	4/137	4+3 (+10mm)	Matte Black	20S3-1137	3-201137	57-94131	57-94131B
ST3	Front/Rear	20x7	4/137	4+3 (+10mm)	Bronze	20S3-1237	3-201237	57-94131	57-94131B
ST3	Front/Rear	20x7	4/137	4+3 (+10mm)	Gun Metal Grey	20S3-1537	3-201537	57-94131	57-94131B
ST3	Front/Rear	22x7	4/137	4+3 (+10mm)	Matte Black	22S3-1137	3-221137	57-94131	57-94131B
ST3	Front/Rear	22x7	4/137	4+3 (+10mm)	Gun Metal Grey	22S3-1537	3-221537	57-94131	57-94131B
ST3	Front/Rear	24x7	4/137	4+3 (+10mm)	Matte Black	24S3-1137	3-241137	57-94131	57-94131B
ST3	Front/Rear	24x7	4/137	4+3 (+10mm)	Gun Metal Grey	24S3-1537	3-241537	57-94131	57-94131B
ST4	Front/Rear	14x7	4/137	4+3 (+10mm)	Gloss Black / Machined	14S3-4137	3-144137	57-94131	57-94131B
ST6	Front/Rear	14x7	4/137	4+3 (+10mm)	Gloss Black / Machined	14S3-6036	3-146036	57-94131	57-94131B
ST6	Front/Rear	14x7	4/137	4+3 (+10mm)	Dark Tint	14S3-6136	3-146136	57-94131	57-94131B
ST7	Front/Rear	24x9	4/137	5+4 (0mm)	Gloss Black	24S3-7137	3-247137	57-94131	57-94131B
ST7	Front/Rear	24x9	4/137	5+4 (0mm)	Gloss Black Milled	24S3-7237	3-247237	57-94131	57-94131B
SB4 Beadlock	Front/Rear	14x7	4/137	4+3 (+15mm)	Matte Black	14S3-3138	3-143138	57-94131	57-94131B
SB4 Beadlock	Front/Rear	14x7	4/137	4+3 (+15mm)	Bronze	14S3-3238	3-143238	57-94131	57-94131B
SB4 Beadlock	Front/Rear	15x7	4/137	4+3 (+15mm)	Matte Black	15S3-3138	3-153138	57-94131	57-94131B
SB4 Beadlock	Front/Rear	15x7	4/137	4+3 (+15mm)	Bronze	15S3-3238	3-153238	57-94131	57-94131B
SB5 Beadlock	Front/Rear	14x7	4/137	5+2 (+38mm)	Matte Black	14S3-5537	3-145537	57-94131	57-94131B
SB5 Beadlock	Front/Rear	14x7	4/137	5+2 (+38mm)	Gun Metal Grey	14S3-5637	3-145637	57-94131	57-94131B
SB5 Beadlock	Front/Rear	15x7	4/137	5+2 (+38mm)	Matte Black	15S3-5537	3-155537	57-94131	57-94131B
SB5 Beadlock	Front/Rear	15x7	4/137	5+2 (+38mm)	Gun Metal Grey	15S3-5637	3-155637	57-94131	57-94131B
SB6 Beadlock	Front/Rear	15x7	4/137	4+3 (+10mm)	Matte Black	15S3-6536	3-156536	57-94131	57-94131B
SB6 Beadlock	Front/Rear	15x7	4/137	5+2 (+38mm)	Matte Black	15S3-6537	3-156537	57-94131	57-94131B
SB6 Beadlock	Front/Rear	15x7	4/137	4+3 (+10mm)	Gun Metal Grey	15S3-6636	3-156636	57-94131	57-94131B
SB6 Beadlock	Front/Rear	15x7	4/137	5+2 (+38mm)	Gun Metal Grey	15S3-6637	3-156637	57-94131	57-94131B
SB7 Beadlock	Front/Rear	14x7	4/137	4+3 (+10mm)	Matte Black	14S3-7536	3-147536	57-94131	57-94131B
SB7 Beadlock	Front/Rear	14x7	4/137	4+3 (+10mm)	Titanium	14S3-7636	3-147636	57-94131	57-94131B
SB7 Beadlock	Front/Rear	15x7	4/137	4+3 (+10mm)	Matte Black	15S3-7536	3-157536	57-94131	57-94131B
SB7 Beadlock	Front/Rear	15x7	4/137	5+2 (+38mm)	Matte Black	15S3-7537	3-157537	57-94131	57-94131B
SB7 Beadlock	Front/Rear	15x7	4/137	4+3 (+10mm)	Titanium	15S3-7636	3-157636	57-94131	57-94131B

2024 POPULAR WHEEL APPLICATIONS & REQUIRED LUG NUTS

2024 POPULAR WHEEL APPLICATIONS & REQUIRED LUG NUTS

(continued)

Honda Pioneer 1000 '15-24									
MAKE/MODEL	SIZE	BOLT PATTERN	OFFSET	FINISH	SYSTEM-3 PART#	WPS PART#	CHROME LUG NUT	BLACK LUG NUT	
SB7 Beadlock	Front/Rear	15x7	4/137	5+2 (+38mm)	Titanium	1553-7637	3-157637	57-94131	57-94131B
SB7 Beadlock	Front/Rear	15x7	4/137	5+2 (+38mm)	Machined	1553-7837	3-157837	57-94131	57-94131B
SB7 Beadlock	Front/Rear	18x7	4/137	4+3 (+20mm)	Matte Black	1853-7537	3-187537	57-94131	57-94131B
SB7 Beadlock	Front/Rear	18x7	4/137	4+3 (+20mm)	Titanium	1853-7637	3-187637	57-94131	57-94131B
SB9 Beadlock	Front/Rear	15x9	4/137	5+4 (+10mm)	Matte Black	1553-9537	3-159537	57-94131	57-94131B
SB9 Beadlock	Front/Rear	15x9	4/137	5+4 (+10mm)	Gloss Black	1553-9137	3-159137	57-94131	57-94131B

Honda Big Red MUV '09-15					Honda Pioneer 500 / 700 '14-24				
MAKE/MODEL	SIZE	BOLT PATTERN	OFFSET	FINISH	SYSTEM-3 PART#	WPS PART#	CHROME LUG NUT	BLACK LUG NUT	
ST3	Front/Rear	14x7	4/110	5+2 (+30mm)	Machined / Matte Black	1453-1010	3-141010	57-94131	57-94131B
ST3	Front/Rear	14x7	4/110	5+2 (+30mm)	Matte Black	1453-1110	3-141110	57-94131	57-94131B
ST3	Front/Rear	14x7	4/110	5+2 (+30mm)	Bronze	1453-1210	3-141210	57-94131	57-94131B
ST4	Front/Rear	14x7	4/110	4+3 (+10mm)	Gloss Black / Machined	1453-4110	3-144110	57-94131	57-94131B
ST6	Front/Rear	12x7	4/110	4+3 (+10mm)	Gloss Black / Machined	1253-6010	3-126010	57-94131	57-94131B
ST6	Front/Rear	12x7	4/110	4+3 (+10mm)	Dark Tint	1253-6110	3-126110	57-94131	57-94131B

Honda 500 Rubicon 4x4 '15-24 (IRS)					Honda 650/700 Rincon 4x4 '02-24 (IRS)				
Honda 420 Rancher AT '09-24 (IRS)									
MAKE/MODEL	SIZE	BOLT PATTERN	OFFSET	FINISH	SYSTEM-3 PART#	WPS PART#	CHROME LUG NUT	BLACK LUG NUT	
ST3	Front/Rear	14x7	4/110	5+2 (+30mm)	Machined / Matte Black	1453-1010	3-141010	57-94121	57-94121B
ST3	Front/Rear	14x7	4/110	5+2 (+30mm)	Matte Black	1453-1110	3-141110	57-94121	57-94121B
ST3	Front/Rear	14x7	4/110	5+2 (+30mm)	Bronze	1453-1210	3-141210	57-94121	57-94121B
ST4	Front/Rear	14x7	4/110	4+3 (+10mm)	Gloss Black / Machined	1453-4110	3-144110	57-94121	57-94121B
ST6	Front/Rear	12x7	4/110	4+3 (+10mm)	Gloss Black / Machined	1253-6010	3-126010	57-94121	57-94121B
ST6	Front/Rear	12x7	4/110	4+3 (+10mm)	Dark Tint	1253-6110	3-126110	57-94121	57-94121B

Honda 300 4x4 '89-00 (Straight-Axle)					Honda 400 Foreman 4x4 '96-06 (Straight-Axle)				
Honda 350 Rancher S-ES 4x4 '00-06 (Straight-Axle)									
Honda 400/420 Rancher 4x4 '04-24 (Straight-Axle)									
MAKE/MODEL	SIZE	BOLT PATTERN	OFFSET	FINISH	SYSTEM-3 PART#	WPS PART#	CHROME LUG NUT	BLACK LUG NUT	
ST4	Front	14x7	4/110	4+3 (+10mm)	Gloss Black / Machined	1453-4110	3-144110	57-94121	57-94121B
ST4	Rear	14x7	4/110	2+5 (-47mm)	Gloss Black / Machined	1453-4111	3-144111	57-94121	57-94121B
ST6	Front	12x7	4/110	4+3 (+10mm)	Gloss Black / Machined	1253-6010	3-126010	57-94121	57-94121B
ST6	Rear	12x7	4/110	2+5 (-47mm)	Gloss Black / Machined	1253-6011	3-126011	57-94121	57-94121B
ST6	Front	12x7	4/110	4+3 (+10mm)	Dark Tint	1253-6110	3-126110	57-94121	57-94121B
ST6	Rear	12x7	4/110	2+5 (-47mm)	Dark Tint	1253-6111	3-126111	57-94121	57-94121B

Kawasaki KRX '20-24 (15-inch & larger diameter wheels only)									
Kawasaki Mule PRO-FXT '14-24 (6+1 offset wheels will not fit)									
MAKE/MODEL	SIZE	BOLT PATTERN	OFFSET	FINISH	SYSTEM-3 PART#	WPS PART#	CHROME LUG NUT	BLACK LUG NUT	
ST3	Front/Rear	14x7	4/156	5+2 (+30mm)	Machined / Matte Black	1453-1056	3-141056	57-94138	57-94136B
ST3	Front/Rear	14x7	4/156	5+2 (+30mm)	Matte Black	1453-1156	3-141156	57-94138	57-94136B
ST3	Front/Rear	14x7	4/156	5+2 (+30mm)	Bronze	1453-1256	3-141256	57-94138	57-94136B
ST3	Front/Rear	15x7	4/156	5+2 (+40mm)	Matte Black	1553-1156	3-151156	57-94138	57-94136B
ST3	Front/Rear	15x7	4/156	5+2 (+40mm)	Bronze	1553-1256	3-151256	57-94138	57-94136B
ST3	Front/Rear	18x7	4/156	4+3 (+10mm)	Matte Black	1853-1156	3-181156	57-94138	57-94136B
ST3	Front/Rear	18x7	4/156	4+3 (+10mm)	Bronze	1853-1256	3-181256	57-94138	57-94136B
ST3	Front/Rear	20x7	4/156	4+3 (+10mm)	Matte Black	2053-1156	3-201156	57-94138	57-94136B
ST3	Front/Rear	20x7	4/156	4+3 (+10mm)	Bronze	2053-1256	3-201256	57-94138	57-94136B
ST3	Front/Rear	20x7	4/156	4+3 (+10mm)	Gun Metal Grey	2053-1556	3-201556	57-94138	57-94136B
ST3	Front/Rear	22x7	4/156	4+3 (+10mm)	Matte Black	2253-1156	3-221156	57-94138	57-94136B
ST3	Front/Rear	22x7	4/156	4+3 (+10mm)	Gun Metal Grey	2253-1556	3-221556	57-94138	57-94136B
ST3	Front/Rear	24x7	4/156	4+3 (+10mm)	Matte Black	2453-1156	3-241156	57-94138	57-94136B
ST3	Front/Rear	24x7	4/156	4+3 (+10mm)	Gun Metal Grey	2453-1556	3-241556	57-94138	57-94136B
ST4	Front/Rear	14x7	4/156	4+3 (+10mm)	Gloss Black / Machined	1453-4156	3-144156	57-94138	57-94136B
ST6	Front/Rear	14x7	4/156	4+3 (+10mm)	Gloss Black / Machined	1453-6055	3-146055	57-94138	57-94136B

Kawasaki KRX '20-24 (15-inch & larger diameter wheels only)									
Kawasaki Mule PRO-FXT '14-24 (6+1 offset wheels will not fit)									
MAKE/MODEL	SIZE	BOLT PATTERN	OFFSET	FINISH	SYSTEM-3 PART#	WPS PART#	CHROME LUG NUT	BLACK LUG NUT	
ST6	Front/Rear	14x7	4/156	4+3 (+10mm)	Dark Tint	1453-6155	3-146155	57-94138	57-94136B
ST7	Front/Rear	24x9	4/156	5+4 (0mm)	Gloss Black	2453-7156	3-247156	57-94138	57-94136B
ST7	Front/Rear	24x9	4/156	5+4 (0mm)	Gloss Black Milled	2453-7256	3-247256	57-94138	57-94136B
SB4 Beadlock	Front/Rear	14x7	4/156	6+1 (+45mm)	Matte Black	1453-3156	3-143156	57-94138	57-94136B
SB4 Beadlock	Front/Rear	14x7	4/156	4+3 (+15mm)	Matte Black	1453-3157	3-143157	57-94138	57-94136B
SB4 Beadlock	Front/Rear	14x7	4/156	6+1 (+45mm)	Bronze	1453-3256	3-143256	57-94138	57-94136B
SB4 Beadlock	Front/Rear	14x7	4/156	4+3 (+15mm)	Bronze	1453-3257	3-143257	57-94138	57-94136B
SB4 Beadlock	Rear	14x10	4/156	5+5 (-5mm)	Matte Black	1453-31561	3-141561	57-94138	57-94136B
SB4 Beadlock	Front/Rear	15x7	4/156	6+1 (+45mm)	Matte Black	1553-3156	3-153156	57-94138	57-94136B
SB4 Beadlock	Front/Rear	15x7	4/156	4+3 (+15mm)	Matte Black	1553-3157	3-153157	57-94138	57-94136B
SB4 Beadlock	Front/Rear	15x7	4/156	6+1 (+45mm)	Bronze	1553-3256	3-153256	57-94138	57-94136B
SB4 Beadlock	Rear	15x10	4/156	5+5 (-5mm)	Matte Black	1553-31561	3-151561	57-94138	57-94136B
SB4 Beadlock	Rear	15x10	4/156	5+5 (-5mm)	Bronze	1553-32561	3-152561	57-94138	57-94136B
SB5 Beadlock	Front/Rear	14x7	4/156	5+2 (+38mm)	Matte Black	1453-5556	3-145556	57-94138	57-94136B
SB5 Beadlock	Front/Rear	14x7	4/156	5+2 (+38mm)	Gun Metal Grey	1453-5656	3-145656	57-94138	57-94136B
SB5 Beadlock	Front/Rear	15x7	4/156	5+2 (+38mm)	Matte Black	1553-5556	3-155556	57-94138	57-94136B
SB5 Beadlock	Front/Rear	15x7	4/156	5+2 (+38mm)	Gun Metal Grey	1553-5656	3-155656	57-94138	57-94136B
SB5 Beadlock	Rear	15x10	4/156	5+5 (-5mm)	Matte Black	1553-55561	3-155561	57-94138	57-94136B
SB5 Beadlock	Rear	15x10	4/156	5+5 (-5mm)	Gun Metal Grey	1553-56561	3-155661	57-94138	57-94136B
SB6 Beadlock	Front/Rear	15x7	4/156	4+3 (+10mm)	Matte Black	1553-6555	3-156555	57-94138	57-94136B
SB6 Beadlock	Front/Rear	15x7	4/156	5+2 (+38mm)	Matte Black	1553-6556	3-156556	57-94138	57-94136B
SB6 Beadlock	Front/Rear	15x7	4/156	6+1 (+45mm)	Matte Black	1553-6557	3-156557	57-94138	57-94136B
SB6 Beadlock	Front/Rear	15x7	4/156	4+3 (+10mm)	Gun Metal Grey	1553-6655	3-156655	57-94138	57-94136B
SB6 Beadlock	Front/Rear	15x7	4/156	5+2 (+38mm)	Gun Metal Grey	1553-6656	3-156656	57-94138	57-94136B
SB6 Beadlock	Front/Rear	15x7	4/156	6+1 (+45mm)	Gun Metal Grey	1553-6657	3-156657	57-94138	57-94136B
SB6 Beadlock	Front/Rear	15x7	4/156	6+1 (+45mm)	Machined	1553-6857	3-156857	57-94138	57-94136B
SB7 Beadlock	Front/Rear	14x7	4/156	4+3 (+10mm)	Matte Black	1453-7555	3-147555	57-94138	57-94136B
SB7 Beadlock	Front/Rear	14x7	4/156	4+3 (+10mm)	Titanium	1453-7655	3-147655	57-94138	57-94136B
SB7 Beadlock	Front/Rear	15x7	4/156	4+3 (+10mm)	Matte Black	1553-7555	3-157555	57-94138	57-94136B
SB7 Beadlock	Front/Rear	15x7	4/156	5+2 (+38mm)	Matte Black	1553-7556	3-157556	57-94138	57-94136B
SB7 Beadlock	Front/Rear	15x7	4/156	6+1 (+45mm)	Matte Black	1553-7557	3-157557	57-94138	57-94136B
SB7 Beadlock	Front/Rear	15x7	4/156	4+3 (+10mm)	Titanium	1553-7655	3-157655	57-94138	57-94136B
SB7 Beadlock	Front/Rear	15x7	4/156	5+2 (+38mm)	Titanium	1553-7656	3-157656	57-94138	57-94136B
SB7 Beadlock	Front/Rear	15x7	4/156	6+1 (+45mm)	Titanium	1553-7657	3-157657	57-94138	57-94136B
SB7 Beadlock	Front/Rear	15x7	4/156	5+2 (+38mm)	Machined	1553-7856	3-157856	57-94138	57-94136B
SB7 Beadlock	Front/Rear	15x7	4/156	6+1 (+45mm)	Machined	1553-7857	3-157857	57-94138	57-94136B
SB7 Beadlock	Rear	15x10	4/156	5+5 (-5mm)	Matte Black	1553-75561	3-157561	57-94138	57-94136B
SB7 Beadlock	Rear	15x10	4/156	5+5 (-5mm)	Machined	1553-78561	3-158561	57-94138	57-94136B
SB7 Beadlock	Front/Rear	18x7	4/156	4+3 (+20mm)	Matte Black	1853-7556	3-187556	57-94138	57-94136B
SB7 Beadlock	Front/Rear	18x7	4/156	4+3 (+20mm)	Titanium	1853-7656	3-187656	57-94138	57-94136B
SB9 Beadlock	Front/Rear	15x9	4/156	5+4 (+10mm)	Matte Black	1553-9556	3-159556	57-94138	57-94136B
SB9 Beadlock	Front/Rear	15x9	4/156	5+4 (+10mm)	Gloss Black	1553-9156	3-159156	57-94138	57-94136B

Yamaha YXZ 1000 '19-24					Yamaha Wolverine RMAX '21-24				
MAKE/MODEL	SIZE	BOLT PATTERN	OFFSET	FINISH	SYSTEM-3 PART#	WPS PART#	CHROME LUG NUT	BLACK LUG NUT	
ST3	Front/Rear	14x7	4/156	5+2 (+30mm)	Machined / Matte Black	1453-1056	3-141056	57-94138	57-94136B
ST3	Front/Rear	14x7	4/156	5+2 (+30mm)	Matte Black	1453-1156	3-141156	57-94138	57-94136B
ST3	Front/Rear	14x7	4/156	5+2 (+30mm)	Bronze	1453-1256	3-141256	57-94138	57-94136B
ST3	Front/Rear	15x7	4/156	5+2 (+40mm)	Matte Black	1553-1156	3-151156	57-94138	57-94136B
ST3	Front/Rear	15x7	4/156	5+2 (+40mm)	Bronze	1553-1256	3-151256	57-94138	57-94136B
ST3	Front/Rear	18x7	4/156	4+3 (+10mm)	Matte Black	1853-1156	3-181156	57-94138	57-94136B
ST3	Front/Rear	18x7	4/156	4+3 (+10mm)	Bronze	1853-1256	3-181256	57-94138	57-94136B
ST3	Front/Rear	20x7	4/156	4+3 (+10mm)	Matte Black	2053-1156	3-201156	57-94138	57-94136B

2024 POPULAR WHEEL APPLICATIONS & REQUIRED LUG NUTS

(continued)

Yamaha YXZ 1000 '19-24					Yamaha Wolverine RMAX '21-24				
MAKE/MODEL	SIZE	BOLT PATTERN	OFFSET	FINISH	SYSTEM-3 PART#	WPS PART#	CHROME LUG NUT	BLACK LUG NUT	
ST3	Front/Rear	20x7	4/156	4+3 (+10mm)	Bronze	20S3-1256	3-201256	57-94138	57-94136B
ST3	Front/Rear	20x7	4/156	4+3 (+10mm)	Gun Metal Grey	20S3-1556	3-201556	57-94138	57-94136B
ST3	Front/Rear	22x7	4/156	4+3 (+10mm)	Matte Black	22S3-1156	3-221156	57-94138	57-94136B
ST3	Front/Rear	22x7	4/156	4+3 (+10mm)	Gun Metal Grey	22S3-1556	3-221556	57-94138	57-94136B
ST3	Front/Rear	24x7	4/156	4+3 (+10mm)	Matte Black	24S3-1156	3-241156	57-94138	57-94136B
ST3	Front/Rear	24x7	4/156	4+3 (+10mm)	Gun Metal Grey	24S3-1556	3-241556	57-94138	57-94136B
ST4	Front/Rear	14x7	4/156	4+3 (+10mm)	Gloss Black / Machined	14S3-4156	3-144156	57-94138	57-94136B
ST6	Front/Rear	14x7	4/156	4+3 (+10mm)	Gloss Black / Machined	14S3-6055	3-146055	57-94138	57-94136B
ST6	Front/Rear	14x7	4/156	4+3 (+10mm)	Dark Tint	14S3-6155	3-146155	57-94138	57-94136B
ST7	Front/Rear	24x9	4/156	5+4 (0mm)	Gloss Black	24S3-7156	3-247156	57-94138	57-94136B
ST7	Front/Rear	24x9	4/156	5+4 (0mm)	Gloss Black Milled	24S3-7256	3-247256	57-94138	57-94136B
SB4 Beadlock	Front/Rear	14x7	4/156	6+1 (+45mm)	Matte Black	14S3-3156	3-143156	57-94138	57-94136B
SB4 Beadlock	Front/Rear	14x7	4/156	4+3 (+15mm)	Matte Black	14S3-3157	3-143157	57-94138	57-94136B
SB4 Beadlock	Front/Rear	14x7	4/156	6+1 (+45mm)	Bronze	14S3-3256	3-143256	57-94138	57-94136B
SB4 Beadlock	Front/Rear	14x7	4/156	4+3 (+15mm)	Bronze	14S3-3257	3-143257	57-94138	57-94136B
SB4 Beadlock	Rear	14x10	4/156	5+5 (-5mm)	Matte Black	14S3-31561	3-141561	57-94138	57-94136B
SB4 Beadlock	Front/Rear	15x7	4/156	6+1 (+45mm)	Matte Black	15S3-3156	3-153156	57-94138	57-94136B
SB4 Beadlock	Front/Rear	15x7	4/156	4+3 (+15mm)	Matte Black	15S3-3157	3-153157	57-94138	57-94136B
SB4 Beadlock	Front/Rear	15x7	4/156	6+1 (+45mm)	Bronze	15S3-3256	3-153256	57-94138	57-94136B
SB4 Beadlock	Rear	15x10	4/156	5+5 (-5mm)	Matte Black	15S3-31561	3-151561	57-94138	57-94136B
SB4 Beadlock	Rear	15x10	4/156	5+5 (-5mm)	Bronze	15S3-32561	3-152561	57-94138	57-94136B
SB5 Beadlock	Front/Rear	14x7	4/156	5+2 (+38mm)	Matte Black	14S3-5556	3-145556	57-94138	57-94136B
SB5 Beadlock	Front/Rear	14x7	4/156	5+2 (+38mm)	Gun Metal Grey	14S3-5656	3-145656	57-94138	57-94136B
SB5 Beadlock	Front/Rear	15x7	4/156	5+2 (+38mm)	Matte Black	15S3-5556	3-155556	57-94138	57-94136B
SB5 Beadlock	Front/Rear	15x7	4/156	5+2 (+38mm)	Gun Metal Grey	15S3-5656	3-155656	57-94138	57-94136B
SB5 Beadlock	Rear	15x10	4/156	5+5 (-5mm)	Matte Black	15S3-55561	3-155561	57-94138	57-94136B
SB5 Beadlock	Rear	15x10	4/156	5+5 (-5mm)	Gun Metal Grey	15S3-56561	3-156561	57-94138	57-94136B
SB6 Beadlock	Front/Rear	15x7	4/156	4+3 (+10mm)	Matte Black	15S3-6555	3-156555	57-94138	57-94136B
SB6 Beadlock	Front/Rear	15x7	4/156	5+2 (+38mm)	Matte Black	15S3-6556	3-156556	57-94138	57-94136B
SB6 Beadlock	Front/Rear	15x7	4/156	6+1 (+45mm)	Matte Black	15S3-6557	3-156557	57-94138	57-94136B
SB6 Beadlock	Front/Rear	15x7	4/156	4+3 (+10mm)	Gun Metal Grey	15S3-6655	3-156655	57-94138	57-94136B
SB6 Beadlock	Front/Rear	15x7	4/156	5+2 (+38mm)	Gun Metal Grey	15S3-6656	3-156656	57-94138	57-94136B
SB6 Beadlock	Front/Rear	15x7	4/156	6+1 (+45mm)	Gun Metal Grey	15S3-6657	3-156657	57-94138	57-94136B
SB6 Beadlock	Front/Rear	15x7	4/156	6+1 (+45mm)	Machined	15S3-6857	3-156857	57-94138	57-94136B
SB7 Beadlock	Front/Rear	14x7	4/156	4+3 (+10mm)	Matte Black	14S3-7555	3-147555	57-94138	57-94136B
SB7 Beadlock	Front/Rear	14x7	4/156	4+3 (+10mm)	Titanium	14S3-7655	3-147655	57-94138	57-94136B
SB7 Beadlock	Front/Rear	15x7	4/156	4+3 (+10mm)	Matte Black	15S3-7555	3-157555	57-94138	57-94136B
SB7 Beadlock	Front/Rear	15x7	4/156	5+2 (+38mm)	Matte Black	15S3-7556	3-157556	57-94138	57-94136B
SB7 Beadlock	Front/Rear	15x7	4/156	6+1 (+45mm)	Matte Black	15S3-7557	3-157557	57-94138	57-94136B
SB7 Beadlock	Front/Rear	15x7	4/156	4+3 (+10mm)	Titanium	15S3-7655	3-157655	57-94138	57-94136B
SB7 Beadlock	Front/Rear	15x7	4/156	5+2 (+38mm)	Titanium	15S3-7656	3-157656	57-94138	57-94136B
SB7 Beadlock	Front/Rear	15x7	4/156	6+1 (+45mm)	Titanium	15S3-7657	3-157657	57-94138	57-94136B
SB7 Beadlock	Front/Rear	15x7	4/156	5+2 (+38mm)	Machined	15S3-7856	3-157856	57-94138	57-94136B
SB7 Beadlock	Front/Rear	15x7	4/156	6+1 (+45mm)	Machined	15S3-7857	3-157857	57-94138	57-94136B
SB7 Beadlock	Rear	15x10	4/156	5+5 (-5mm)	Matte Black	15S3-75561	3-157561	57-94138	57-94136B
SB7 Beadlock	Rear	15x10	4/156	5+5 (-5mm)	Machined	15S3-78561	3-158561	57-94138	57-94136B
SB7 Beadlock	Front/Rear	18x7	4/156	4+3 (+20mm)	Matte Black	18S3-7556	3-187556	57-94138	57-94136B
SB7 Beadlock	Front/Rear	18x7	4/156	4+3 (+20mm)	Titanium	18S3-7656	3-187656	57-94138	57-94136B
SB9 Beadlock	Front/Rear	15x9	4/156	5+4 (+10mm)	Matte Black	15S3-9556	3-159556	57-94138	57-94136B
SB9 Beadlock	Front/Rear	15x9	4/156	5+4 (+10mm)	Gloss Black	15S3-9156	3-159156	57-94138	57-94136B

2024 POPULAR WHEEL APPLICATIONS & REQUIRED LUG NUTS




Yamaha YXZ 1000 '16-18 Yamaha Viking '14-24 Yamaha Wolverine-R '15-24									
MAKE/MODEL	SIZE	BOLT PATTERN	OFFSET	FINISH	SYSTEM-3 PART#	WPS PART#	CHROME LUG NUT	BLACK LUG NUT	
ST3	Front/Rear	14x7	4/110	5+2 (+30mm)	Machined / Matte Black	14S3-1010	3-141010	57-94138	57-94136B
ST3	Front/Rear	14x7	4/110	5+2 (+30mm)	Matte Black	14S3-1110	3-141110	57-94138	57-94136B
ST3	Front/Rear	14x7	4/110	5+2 (+30mm)	Bronze	14S3-1210	3-141210	57-94138	57-94136B
ST4	Front/Rear	14x7	4/110	4+3 (+10mm)	Gloss Black / Machined	14S3-4110	3-144110	57-94138	57-94136B
ST6	Front/Rear	12x7	4/110	4+3 (+10mm)	Gloss Black / Machined	12S3-6010	3-126010	57-94138	57-94136B
ST6	Front/Rear	12x7	4/110	4+3 (+10mm)	Dark Tint	12S3-6110	3-126110	57-94138	57-94136B
Yamaha 400 / 450 Kodiak 4x4 '05-06 (IRS) Yamaha 400 / 450 Grizzly 4x4 '07-15 (IRS) Yamaha 400 Big Bear IRS '07-15 (IRS) Yamaha 350 Grizzly IRS '07-15 (IRS)					Yamaha 550 / 660 / 700 Grizzly 4x4 '02-24 (IRS) Yamaha 450 / 700 Kodiak '16-24 (IRS) Yamaha 450 / 660 / 700 Rhino '04-15 (IRS)				
MAKE/MODEL	SIZE	BOLT PATTERN	OFFSET	FINISH	SYSTEM-3 PART#	WPS PART#	CHROME LUG NUT	BLACK LUG NUT	
ST3	Front/Rear	14x7	4/110	5+2 (+30mm)	Machined / Matte Black	14S3-1010	3-141010	57-94121	57-94121B
ST3	Front/Rear	14x7	4/110	5+2 (+30mm)	Matte Black	14S3-1110	3-141110	57-94121	57-94121B
ST3	Front/Rear	14x7	4/110	5+2 (+30mm)	Bronze	14S3-1210	3-141210	57-94121	57-94121B
ST4	Front/Rear	14x7	4/110	4+3 (+10mm)	Gloss Black / Machined	14S3-4110	3-144110	57-94121	57-94121B
ST6	Front/Rear	12x7	4/110	4+3 (+10mm)	Gloss Black / Machined	12S3-6010	3-126010	57-94121	57-94121B
ST6	Front/Rear	12x7	4/110	4+3 (+10mm)	Dark Tint	12S3-6110	3-126110	57-94121	57-94121B
Yamaha 350 Grizzly 4x4 '07-15 (Straight-Axle) Yamaha 350/400 Big Bear 2x4/4x4 '87-06 (Straight-Axle) Yamaha 350/450 Wolverine 4x4 '95-15 (Straight-Axle)					Yamaha 350 Bruin 2x4/4x4 '04-06 (Straight-Axle) Yamaha 400/450 Kodiak 4x4 '93-04 (Straight-Axle) Yamaha 600 Grizzly 4x4 '98-01 (Straight-Axle)				
MAKE/MODEL	SIZE	BOLT PATTERN	OFFSET	FINISH	SYSTEM-3 PART#	WPS PART#	CHROME LUG NUT	BLACK LUG NUT	
ST4	Front	14x7	4/110	4+3 (+10mm)	Gloss Black / Machined	14S3-4110	3-144110	57-94121	57-94121B
ST4	Rear	14x7	4/110	2+5 (-47mm)	Gloss Black / Machined	14S3-4111	3-144111	57-94121	57-94121B
ST6	Front	12x7	4/110	4+3 (+10mm)	Gloss Black / Machined	12S3-6010	3-126010	57-94121	57-94121B
ST6	Rear	12x7	4/110	2+5 (-47mm)	Gloss Black / Machined	12S3-6011	3-126011	57-94121	57-94121B
ST6	Front	12x7	4/110	4+3 (+10mm)	Dark Tint	12S3-6110	3-126110	57-94121	57-94121B
ST6	Rear	12x7	4/110	2+5 (-47mm)	Dark Tint	12S3-6111	3-126111	57-94121	57-94121B

SYSTEM 3

OFF-ROAD

TRACTION. STRENGTH. STYLE.



 system3offroad  system3offroad  System 3 Off-Road

Visit system3offroad.com for the latest photos and specs, product application info, warranty forms, and news.

